

LINDENWOOD TEACHER EDUCATION DATA

2018-2019

MEEES

Missouri Educator Evaluation System

- Student Teaching Summative Evaluation – given at the end of student teaching
- Based on the nine Missouri Standards for the Preparation of Educators (**MoSPE**)
- Scored on a 0-4 scale with 4 signifying the candidate has exceeded expectations
- Completed by Cooperating Teachers and University Supervisors
- All supervisors are trained by EdPlus or other Regional Professional Development Centers (RPDC)
- Results submitted to Department of Elementary and Secondary Education (DESE) on Annual Performance Report (APR)

Elementary & Early Childhood SPED/Early Childhood Fall 2018-Spring 2019 MEEES Data

MoSPE Standards

Programs	1	2	3	4	5	6	7	8	9
Early Childhood BA = (MAT) =	3.82 (3.8)	3.82 (3.8)	3.73 (3.6)	3.82 (3.6)	3.73 (3.8)	3.64 (3.8)	3.73 (3.6)	3.73 (3.8)	3.82 (3.6)
Early Childhood SPED BA (MAT) = 0	4 N/A	4 N/A	4 N/A	4 N/A	4 N/A	4 N/A	4 N/A	4 N/A	4 N/A
Elementary BA = (MAT) =	3.5 (3.58)	3.49 (3.58)	3.44 (3.46)	3.35 (3.38)	3.41 (3.46)	3.43 (3.46)	3.39 (3.33)	3.47 (3.58)	3.52 (3.50)

Middle School 5-9

Fall 2018-Spring 2019 MEEES Data

MoSPE Standards

Programs	1	2	3	4	5	6	7	8	9
Language Arts BA (MAT)	3.75 (3.5)	3.63 (3.33)	3.5 (3.33)	3.75 (3.33)	3.63 (3.33)	3.75 (3.33)	3.63 (3.17)	3.63 (3.33)	3.5 (3.33)
Math BA (MAT) = 0	3.25 N/A	3.13 N/A	3 N/A	3 N/A	3.13 N/A	3.25 N/A	3.25 N/A	3.25 N/A	3.13 N/A
Science BA (MAT)	3.75 (3)	4 (4)	3.75 (3)	3 (3)	3.25 (2.5)	3.5 (3)	3.25 (3.5)	3.75 (3)	3.75 (3.5)
Social Science BA = 0 (MAT)	N/A (4)	N/A (3.5)	N/A (3.5)	N/A (3.5)	N/A (3.5)	N/A (3.5)	N/A (3)	N/A (4)	N/A (4)
Business BA = 0 (MAT)	N/A (3.75)	N/A (3.5)	N/A (3.5)	N/A (3.5)	N/A (3.75)	N/A (3.5)	N/A (3.75)	N/A (4)	N/A (4)

Secondary 9-12

Fall 2018-Spring 2019 MEEES Data

MoSPE Standards

Programs	1	2	3	4	5	6	7	8	9
Biology BA = 0 (MAT)	N/A (3.75)	N/A (3.75)	N/A (3.5)	N/A (3.25)	N/A (3.5)	N/A (3.25)	N/A (3.5)	N/A (3.5)	N/A (3.5)
English BA = 0 (MAT)	N/A (3.31)	N/A (3.25)	N/A (3.38)	N/A (3.38)	N/A (3.25)	N/A (3.13)	N/A (3.25)	N/A (3.38)	N/A (3.25)
Social Science BA (MAT)	3.5 (3.13)	3.63 (2.75)	3.5 (3.25)	3.25 (2.75)	3.75 (3.25)	3.38 (3.13)	3 (3)	3.63 (3.13)	3.63 (2.88)
Business/ Marketing BA (MAT)	4 (3.25)	3.5 (3.33)	4 (3.33)	3.5 (3.25)	3.75 (3.33)	3.5 (3.42)	3.5 (3.08)	3.75 (3.33)	3.75 (3.58)
Mathematics BA (MAT)	4 (4)	4 (4)	3.75 (4)	3.75 (4)	4 (4)	3.75 (4)	4 (4)	3.75 (4)	3.75 (4)

Secondary 9-12

Fall 2018-Spring 2019 MEEES Data

(Continued)

MoSPE Standards

	1	2	3	4	5	6	7	8	9	
Programs	Tech/Engineer BA (MAT) = 0	4 (N/A)	3.5 (N/A)	3.5 (N/A)	4 (N/A)	4 (N/A)	4 (N/A)	3.5 (N/A)	4 (N/A)	4 (N/A)
	Speech/Theatre BA (MAT) = 0	3.5 (N/A)	3.5 (N/A)	3.5 (N/A)	3.5 (N/A)	3.5 (N/A)	3.5 (N/A)	3 (N/A)	3.5 (N/A)	3 (N/A)

K-12

Fall 2018-Spring 2019 MEEES Data

MoSPE Standards

Programs

	1	2	3	4	5	6	7	8	9
Art BA (MAT)	3.75 (3.67)	3.25 (3.67)	3.75 (3.5)	3.5 (3.17)	3.5 (3.5)	3.25 (4)	3.25 (3.33)	4 (3.67)	3.75 (3.5)
Music BA (MAT)	3.2 (4)	3.3 (4)	3.2 (4)	3.1 (4)	3.3 (4)	3.3 (4)	3.1 (4)	3.7 (4)	3.3 (4)
Physical Education BA (MAT)	3.13 (3.33)	3.25 (3.25)	2.63 (3.33)	3.13 (3.33)	3.25 (3.42)	3.13 (3.33)	3 (3.17)	3.13 (3.33)	3.13 (3.25)
Special Ed. BA (MAT = 0)	4 (N/A)	4 (N/A)	4 (N/A)	4 (N/A)	4 (N/A)	4 (N/A)	4 (N/A)	4 (N/A)	4 (N/A)
Spanish BA (MAT)	3 (4)	3 (4)	3.5 (3)	3 (3)	3 (3.5)	3.5 (4)	3 (4)	3 (3.5)	3 (3)

MISSOURI CONTENT ASSESSMENTS

- All candidates must pass the appropriate content area assessment before student teaching and before recommended for certification.
- Passing score is 220 on all assessments.
- While the number of attempts is not reported on the Annual Performance Report, it does help inform teacher education where program improvement is needed.

MISSOURI CONTENT ASSESSMENT (MOCA) EARLY CHILDHOOD

Programs

	Avg Attempts	Avg Score
Early Childhood MAT	1.5	226.5
Early Childhood BA	1.2	236.2
Early Childhood SPED BA	2	230.5
Early Childhood SPED MAT	N/A	N/A

MISSOURI CONTENT ASSESSMENT (MOCA) ELEMENTARY

Programs

	Avg Attempts	Avg Score	ELA Avg Attempts	ELA Avg Score	Math Avg Attempts	Math Avg Score	Science Avg Attempts	Science Avg Score	SS Avg Attempts	SS Avg Score
Elementary MAT			1.67	236.92	1.27	239.36	1.82	236	1.83	236.33
Elementary BA			1.43	236.34	1.27	253.66	1.34	240.57	1.52	235.86

MISSOURI CONTENT ASSESSMENT (MOCA)

MIDDLE SCHOOL 5-9

Programs

	Business Avg Attempts	Business Avg Score	ELA Avg Attempts	ELA Avg Score	Math Avg Attempts	Math Avg Score	Science Avg Attempts	Science Avg Score	SS Avg Attempts	SS Avg Score
Middle School MAT	2	229	1.33	239	N/A	N/A	1	223	1	263
Middle School BA	N/A	N/A	1.25	241.5	1.25	225.75	1.5	244	1	247

MISSOURI CONTENT ASSESSMENT (MOCA)

SECONDARY 9-12

Programs

	Business Avg Attempts	Business Avg Score	English Avg Attempts	English Avg Score	Biology Avg Attempts	Biology Avg Score	Tech & Engineering Avg Attempts	Technology & Engineering Avg Score
Secondary MAT	1.33	233.17	1.25	250.88	2.5	226	N/A	N/A
Secondary BA	2	223	N/A	N/A	N/A	N/A	1	245

MISSOURI CONTENT ASSESSMENT (MOCA) SECONDARY 9-12

Programs

	Math Avg Attempts	Math Avg Score	Speech/Theatre Avg Attempts	Speech/Theatre Avg Score
Secondary MAT	1	280	N/A	N/A
Secondary BA	1.33	246.67	1	249

MISSOURI CONTENT ASSESSMENT (MOCA)

SECONDARY SOCIAL SCIENCE 9-12

	US Avg Attempts	US Avg Score	World Avg Attempts	World Avg Score	Econ Avg Attempts	Econ Avg Score	Geo Avg Attempts	Geo Avg Score	Pol Sci Avg Attempts	Pol Sci Avg Score	Behavior Avg Attempts	Behavior Avg Score
Programs Secondary MAT	1.5	247.75	1.25	243.25	2	234	1.5	245	2	241.75	3.5	246
Secondary BA	2.67	224.67	1.33	226.67	4	224	1.33	224.67	2.33	224.67	1.33	238.33

MISSOURI CONTENT ASSESSMENT (MOCA)

K-12

	Art Avg Attempts	Art Avg Score	Music Avg Attempts	Music Avg Score	PE Avg Attempts	PE Avg Score	Spanish Avg Attempts	Spanish Avg Score	Special Education Avg Attempts	Special Education Avg Score
K-12 MAT	1	238	1	225	2	241.33	1	269	N/A	N/A
K-12 BA	1	229	1	242.2	1.2	242	1	285	1	226

MOCA SCORES: COMPLETERS

LU – Passing MOCA is required before Student Teaching so all areas have a 100% pass rate.

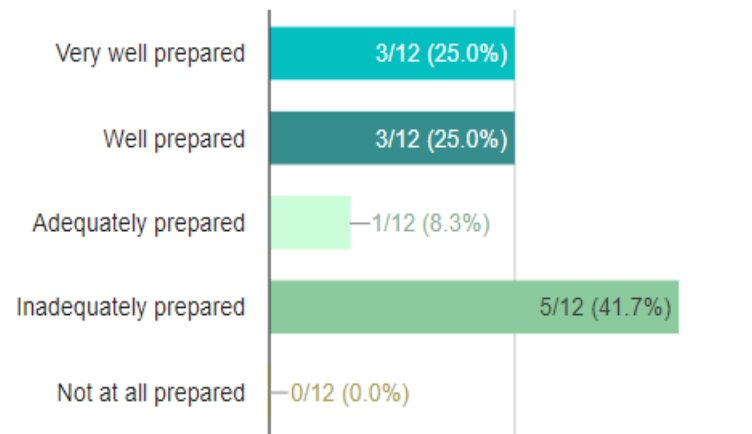
EXIT SURVEY

- All Candidates are required to complete the program exit survey.
- This survey mirrors DESE's First Year Teacher Survey which appears on the Annual Performance Report.

EXIT SURVEY EARLY CHILDHOOD EARLY CHILDHOOD SPECIAL EDUCATION ELL PREPARATION COMPARISON 2017-2018 VS. 2018-2019

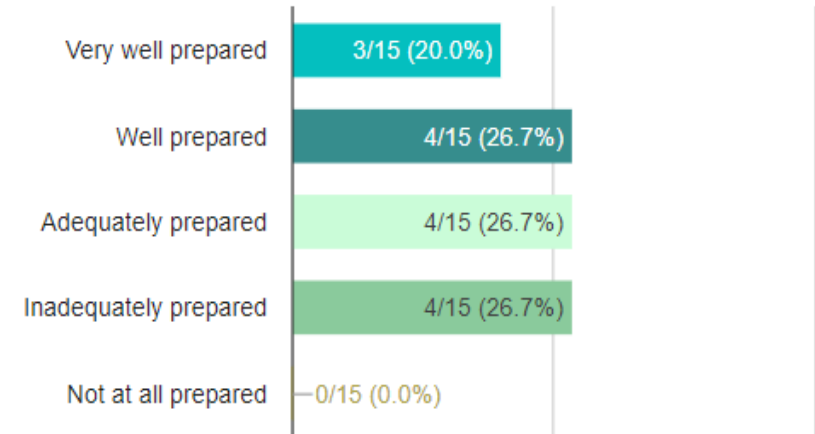
2017-2018

modify instruction for English language learners



2018-2019

modify instruction for English language learners

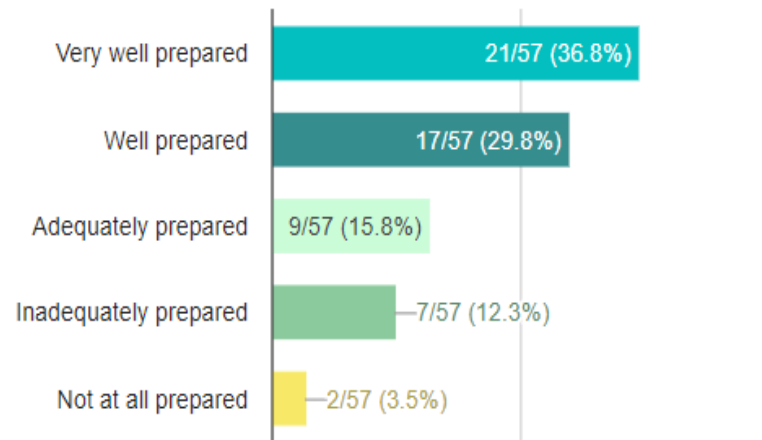


EXIT SURVEY ELEMENTARY ELL PREPARATION

COMPARISON 2017-2018 VS. 2018-2019

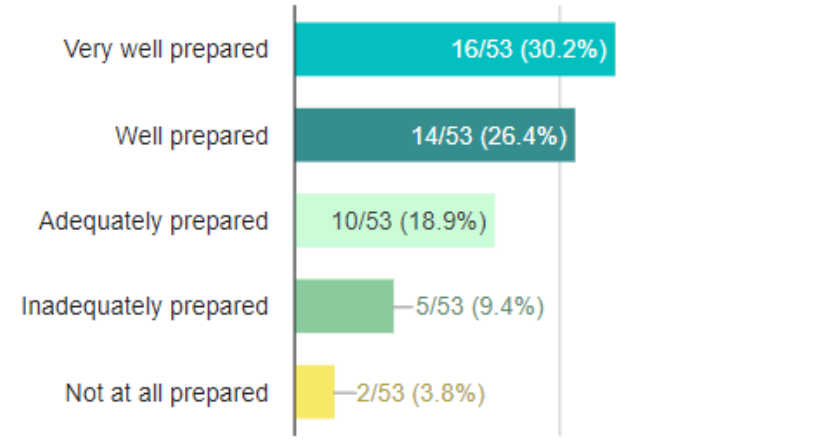
2017-2018

modify instruction for English language learners



2018-2019

modify instruction for English language learners

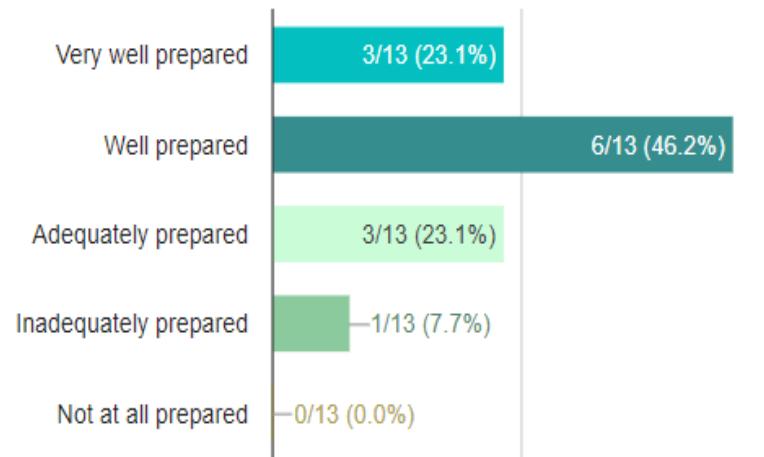


EXIT SURVEY MIDDLE SCHOOL 5-9 ELL PREPARATION

COMPARISON 2017-2018 VS. 2018-2019

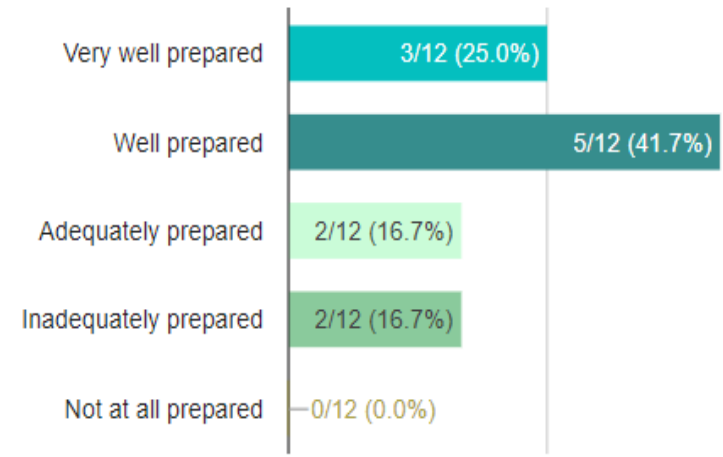
2017-2018

modify instruction for English language learners



2018-2019

modify instruction for English language learners

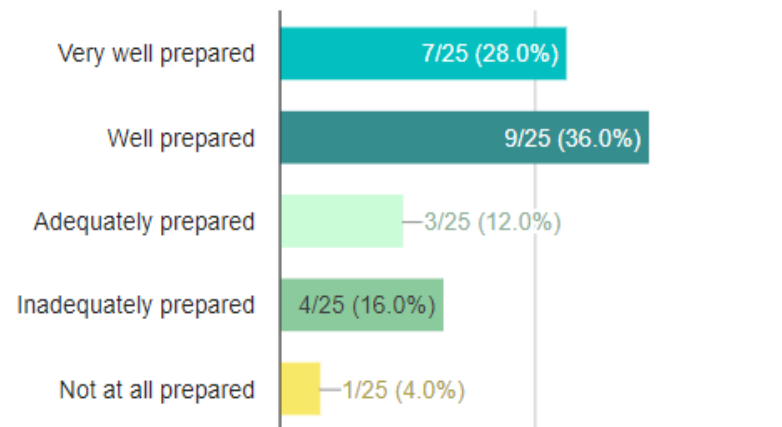


EXIT SURVEY SECONDARY 9-12 ELL PREPARATION

COMPARISON 2017-2018 VS. 2018-2019

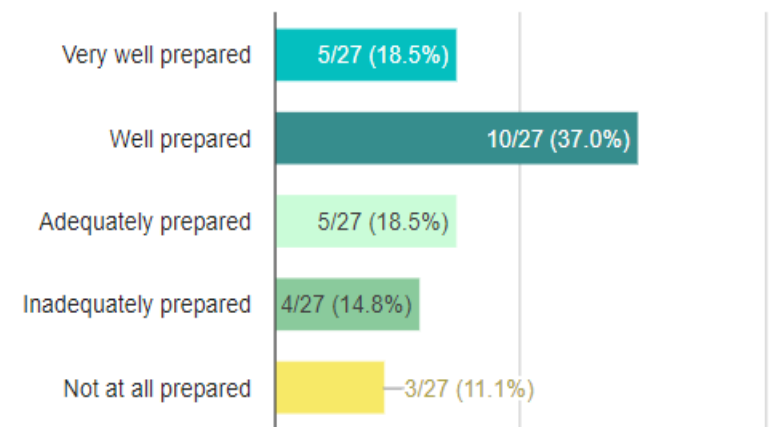
2017-2018

modify instruction for English language learners



2018-2019

modify instruction for English language learners

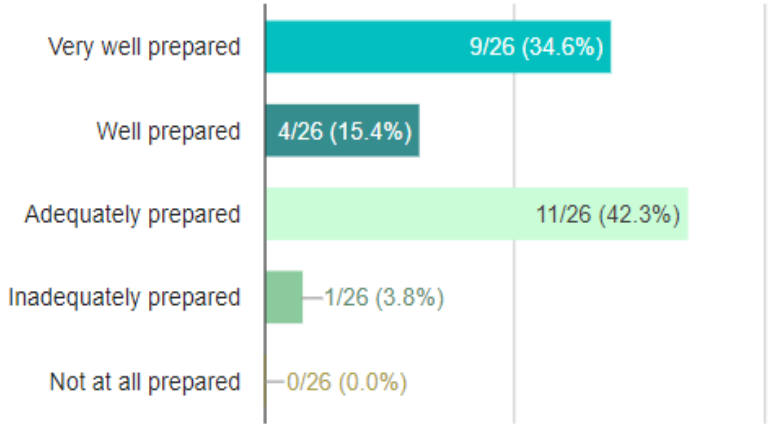


EXIT SURVEY K-12 ELL PREPARATION

COMPARISON 2017-2018 VS. 2018-2019

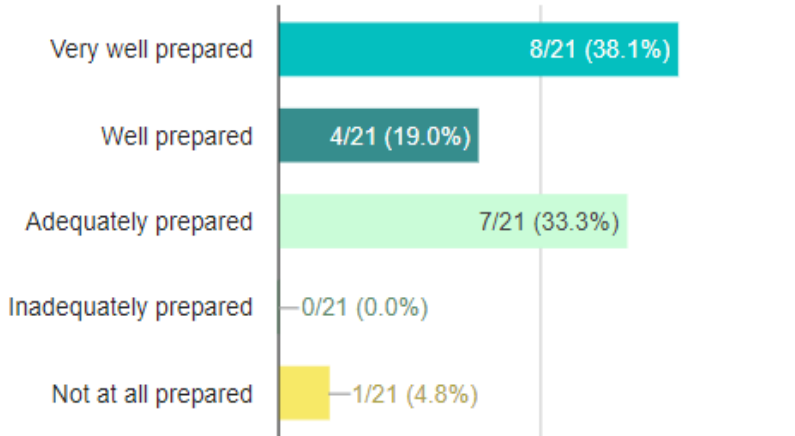
2017-2018

modify instruction for English language learners



2018-2019

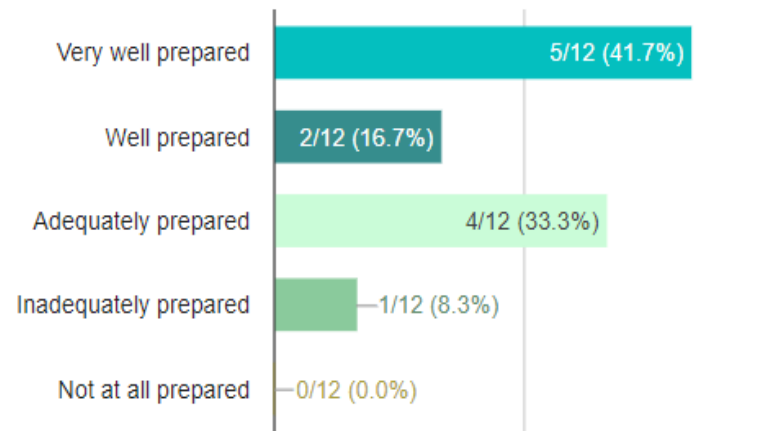
modify instruction for English language learners



EXIT SURVEY EARLY CHILDHOOD EARLY CHILDHOOD SPECIAL EDUCATION IEP PREPARATION COMPARISON 2017-2018 VS. 2018-2019

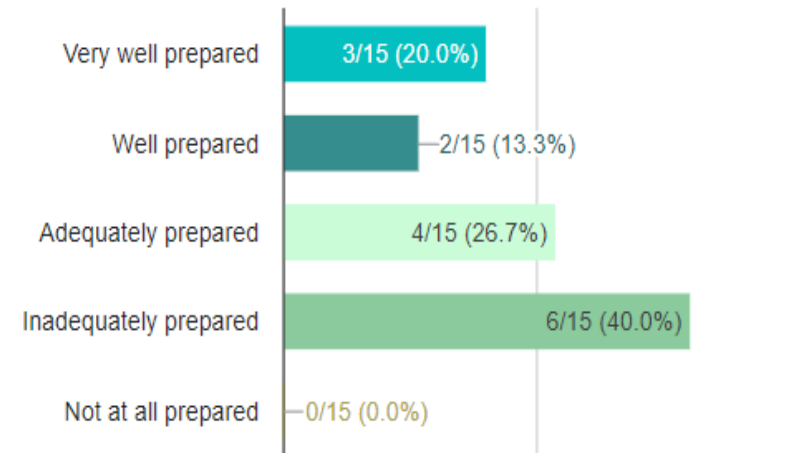
2017-2018

implement instruction based on a student's IEP



2018-2019

implement instruction based on a student's IEP

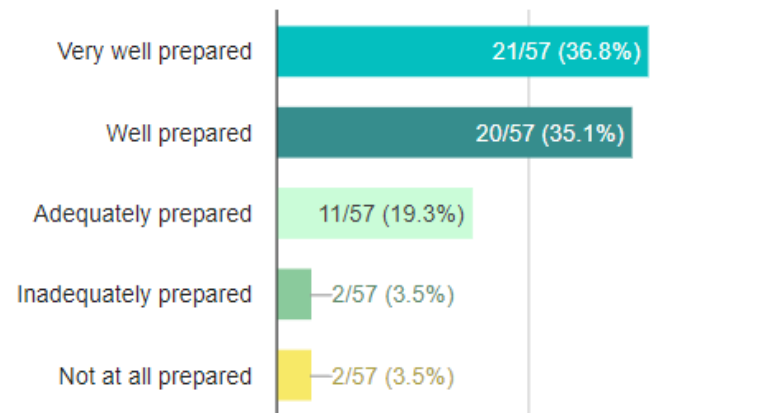


EXIT SURVEY ELEMENTARY IEP PREPARATION

COMPARISON 2017-2018 VS. 2018-2019

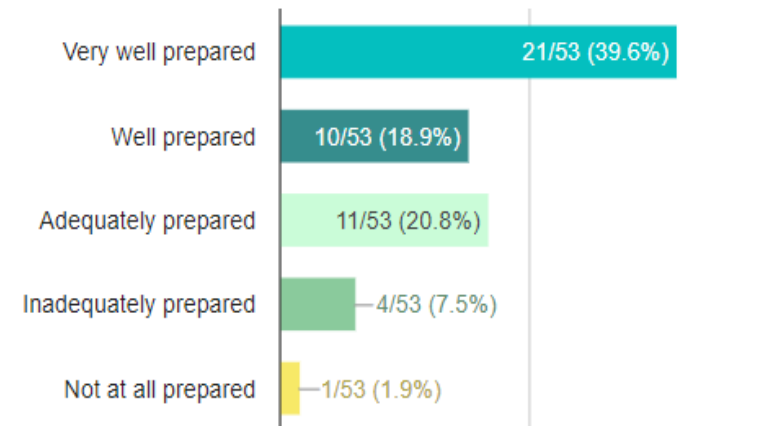
2017-2018

implement instruction based on a student's IEP



2018-2019

implement instruction based on a student's IEP

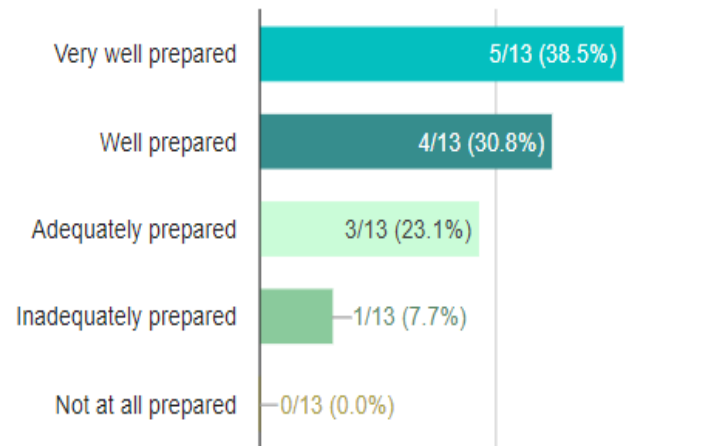


EXIT SURVEY MIDDLE SCHOOL 5-9 IEP PREPARATION

COMPARISON 2017-2018 VS. 2018-2019

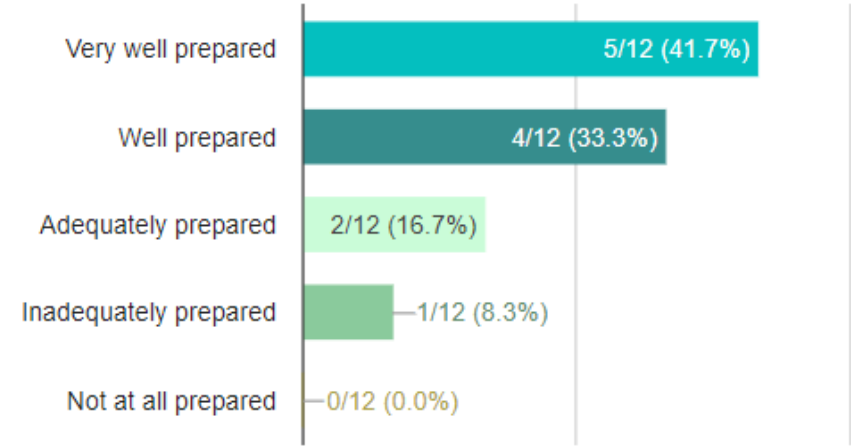
2017-2018

implement instruction based on a student's IEP



2018-2019

implement instruction based on a student's IEP

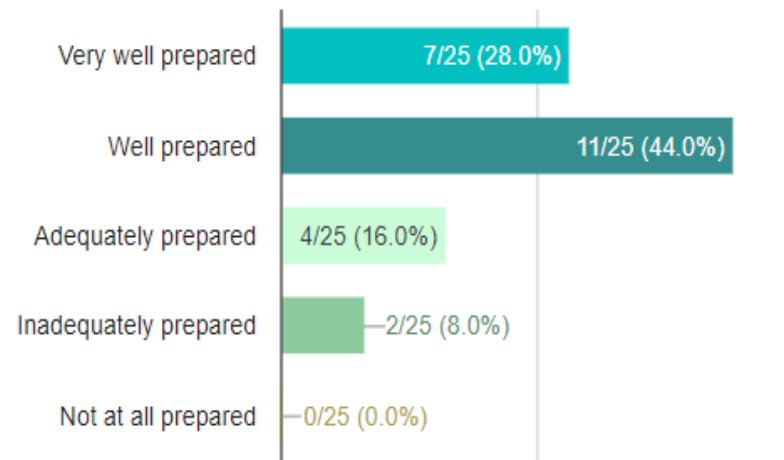


EXIT SURVEY SECONDARY 9-12 IEP PREPARATION

COMPARISON 2017-2018 VS. 2018-2019

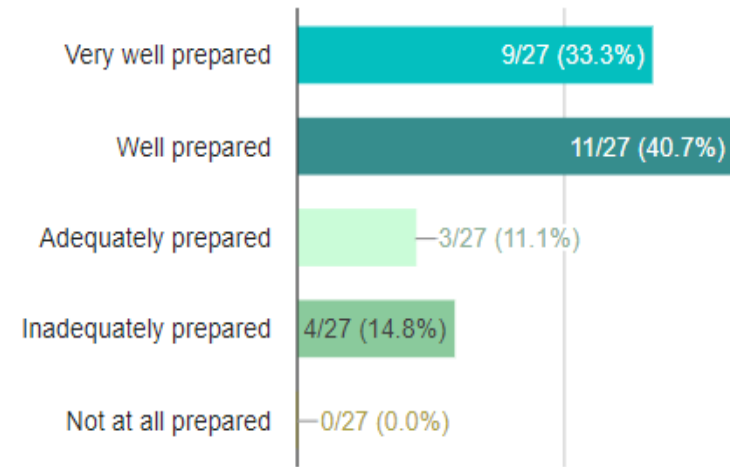
2017-2018

implement instruction based on a student's IEP



2018-2019

implement instruction based on a student's IEP

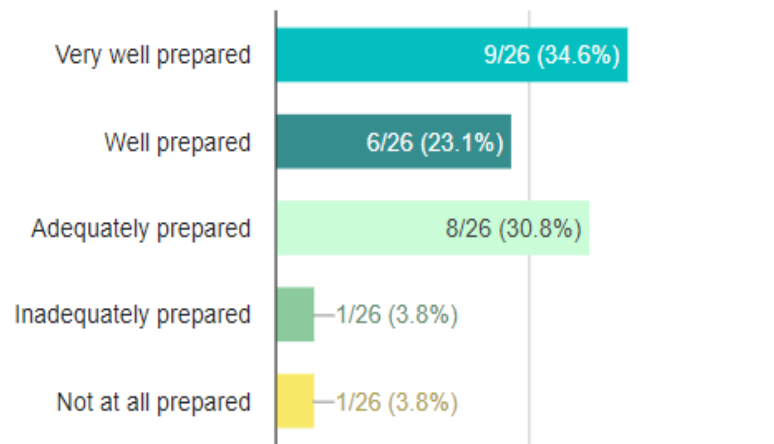


EXIT SURVEY K-12 IEP PREPARATION

COMPARISON 2017-2018 VS. 2018-2019

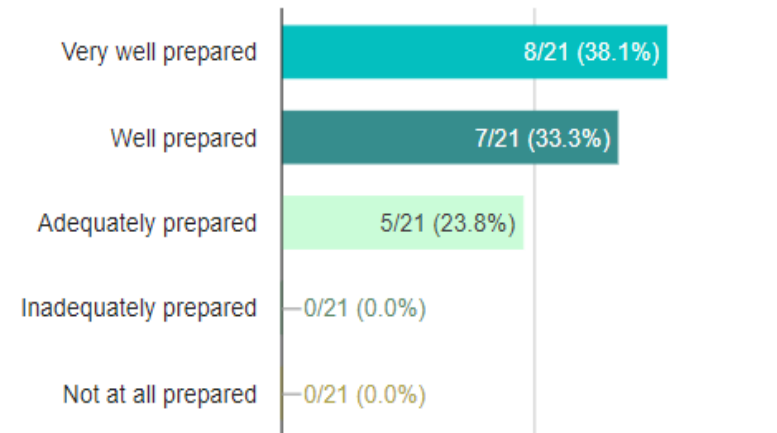
2017-2018

implement instruction based on a student's IEP



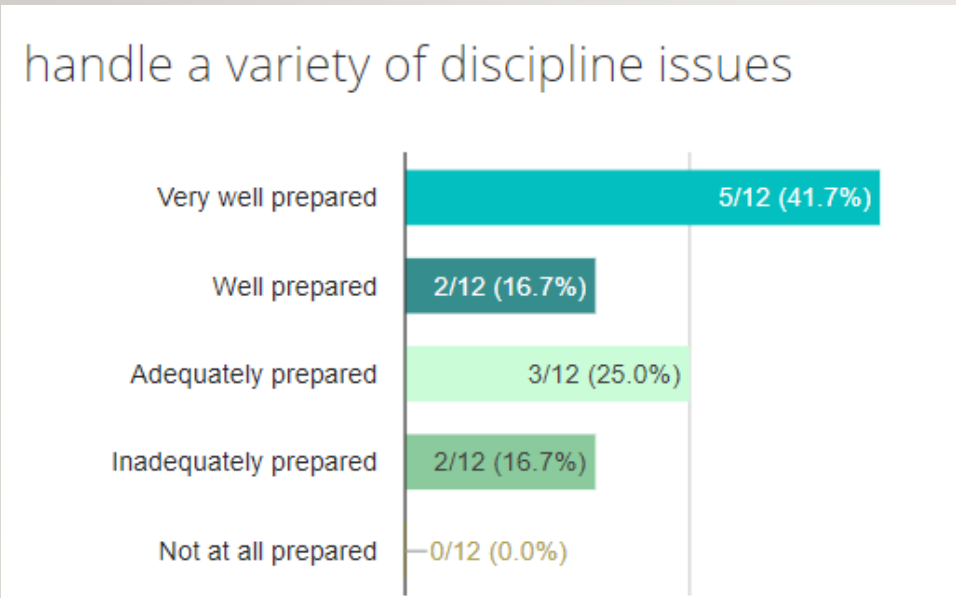
2018-2019

implement instruction based on a student's IEP

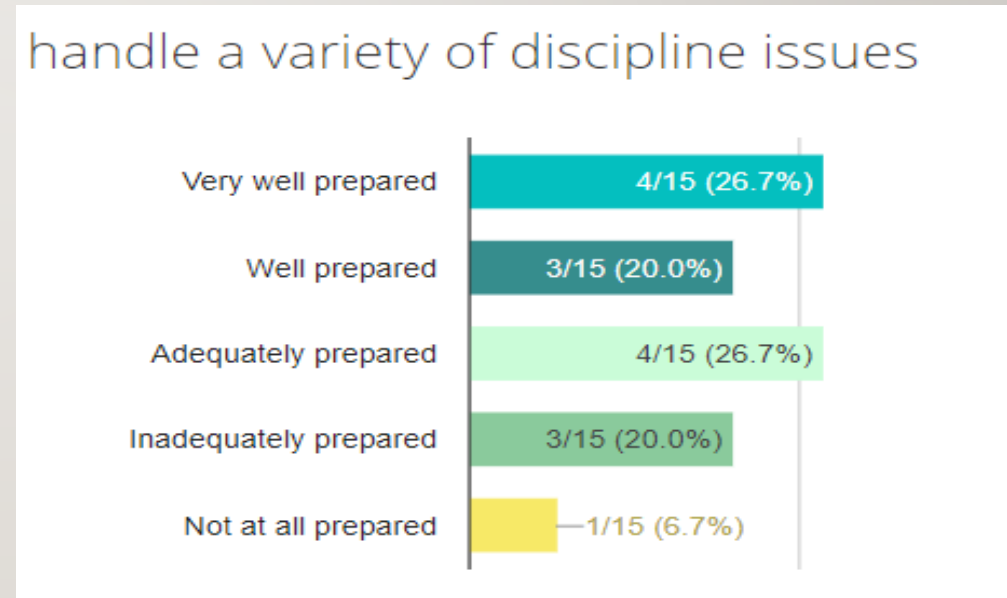


EXIT SURVEY EARLY CHILDHOOD EARLY CHILDHOOD SPECIAL EDUCATION DISCIPLINE PREPARATION COMPARISON 2017-2018 VS. 2018-2019

2017-2018



2018-2019

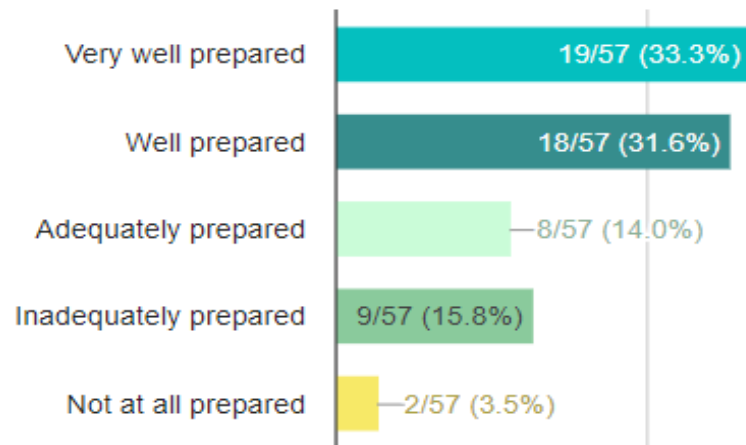


EXIT SURVEY ELEMENTARY DISCIPLINE PREPARATION

COMPARISON 2017-2018 VS. 2018-2019

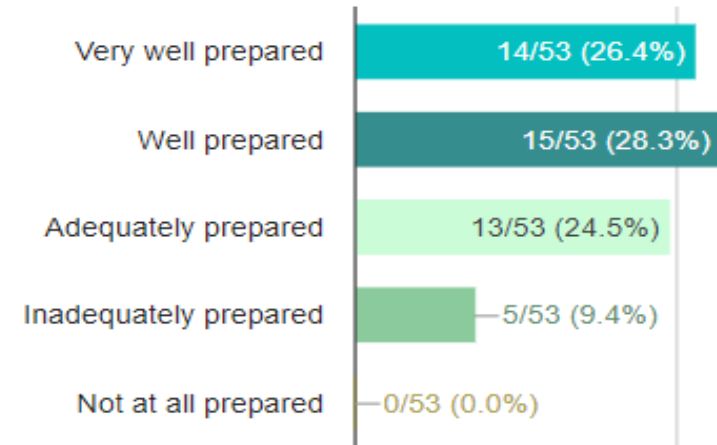
2017-2018

handle a variety of discipline issues



2018-2019

handle a variety of discipline issues

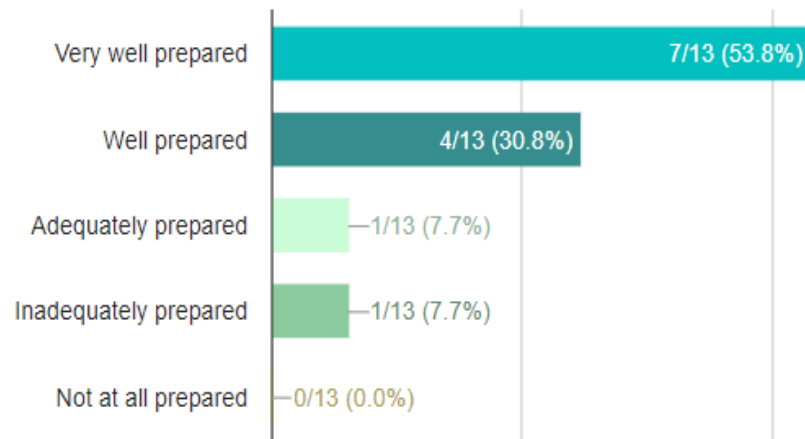


EXIT SURVEY MIDDLE SCHOOL 5-9 DISCIPLINE PREPARATION

COMPARISON 2017-2018 VS. 2018-2019

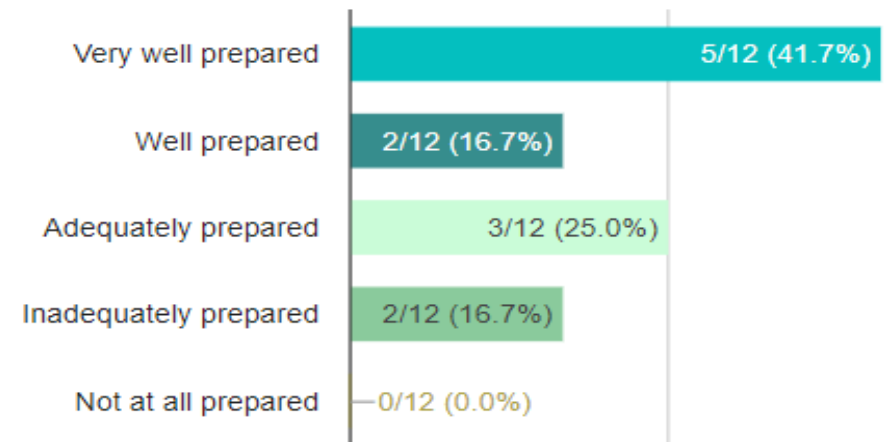
2017-2018

handle a variety of discipline issues



2018-2019

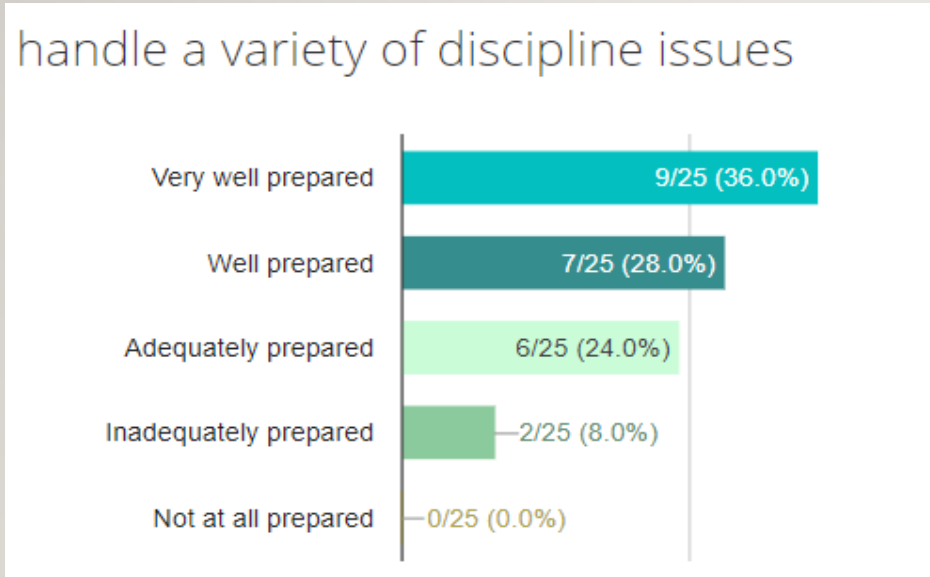
handle a variety of discipline issues



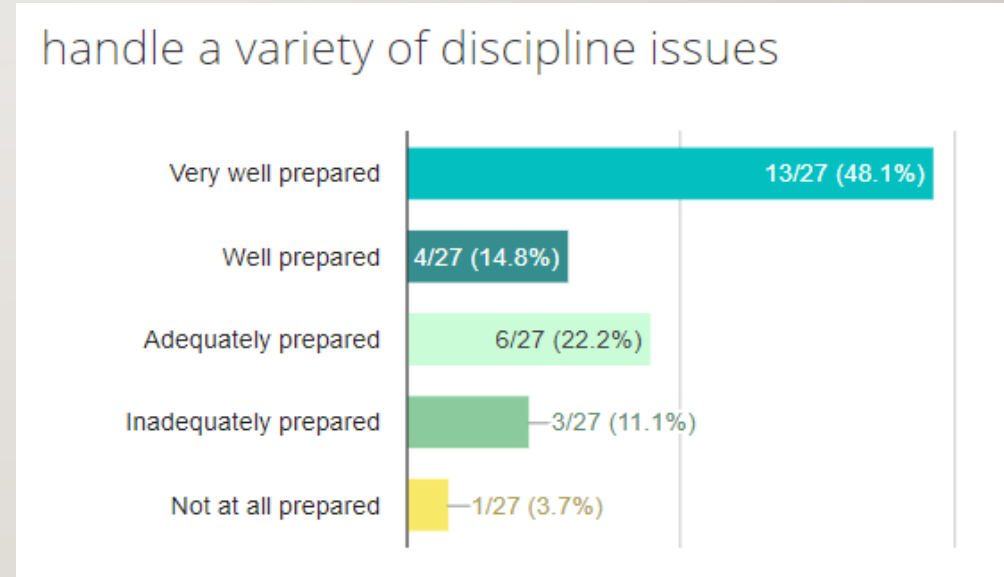
EXIT SURVEY SECONDARY 9-12 DISCIPLINE PREPARATION

COMPARISON 2017-2018 VS. 2018-2019

2017-2018



2018-2019

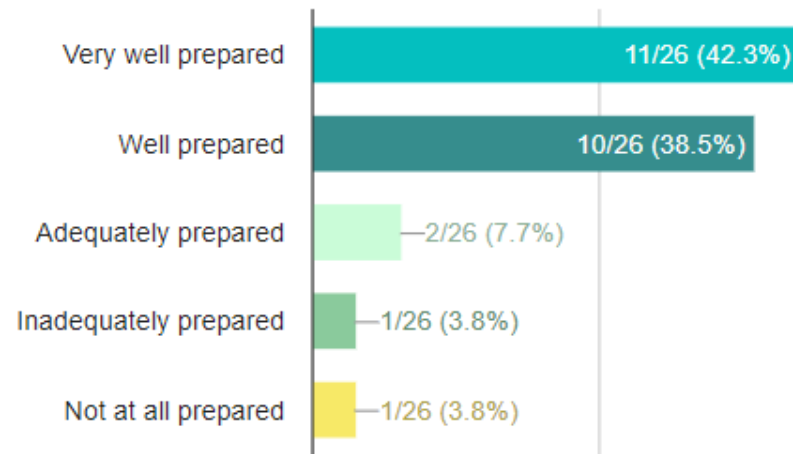


EXIT SURVEY K-12 DISCIPLINE PREPARATION

COMPARISON 2017-2018 VS. 2018-2019

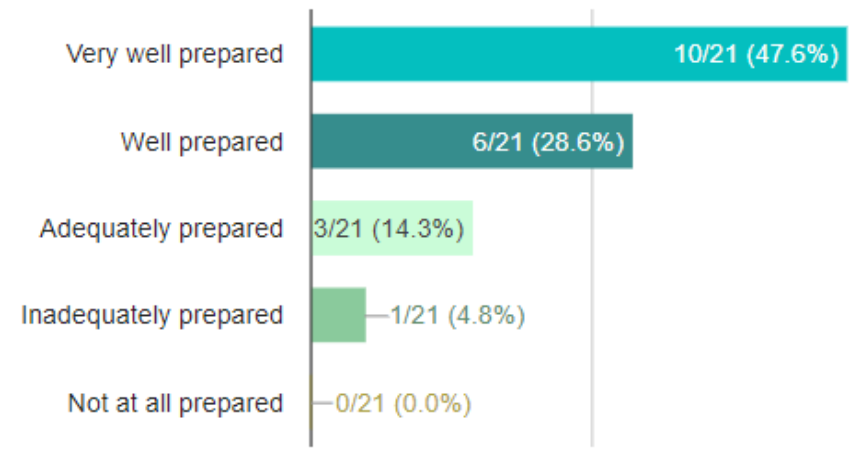
2017-2018

handle a variety of discipline issues



2018-2019

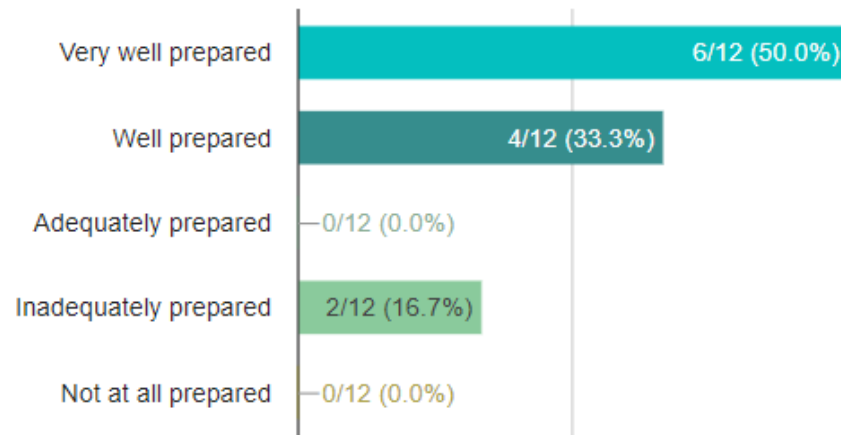
handle a variety of discipline issues



EXIT SURVEY EARLY CHILDHOOD EARLY CHILDHOOD SPECIAL EDUCATION DISTRICT CURRICULUM PREPARATION COMPARISON 2017-2018 VS. 2018-2019

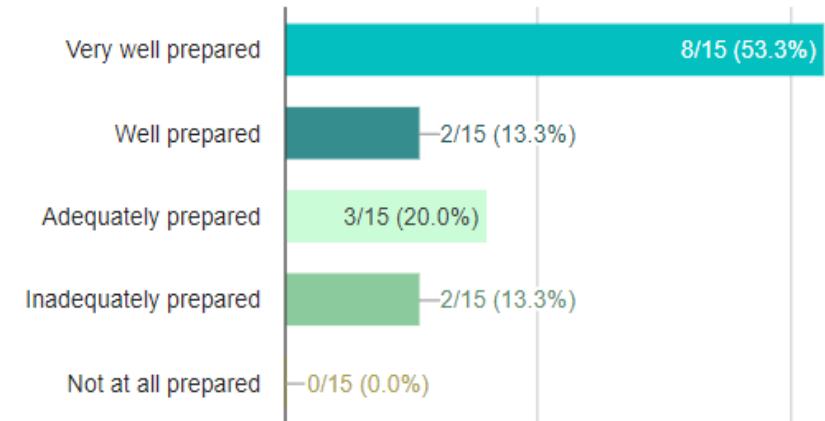
2017-2018

develop lessons based on district curriculum



2018-2019

develop lessons based on district curriculum

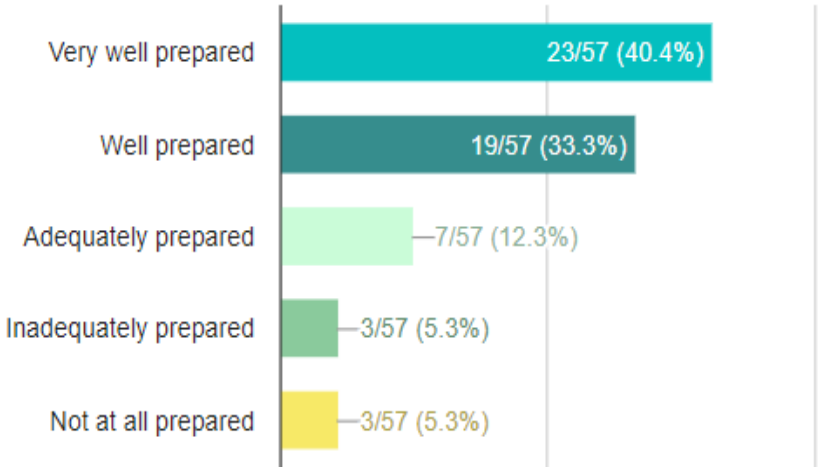


EXIT SURVEY ELEMENTARY DISTRICT CURRICULUM PREPARATION

COMPARISON 2017-2018 VS. 2018-2019

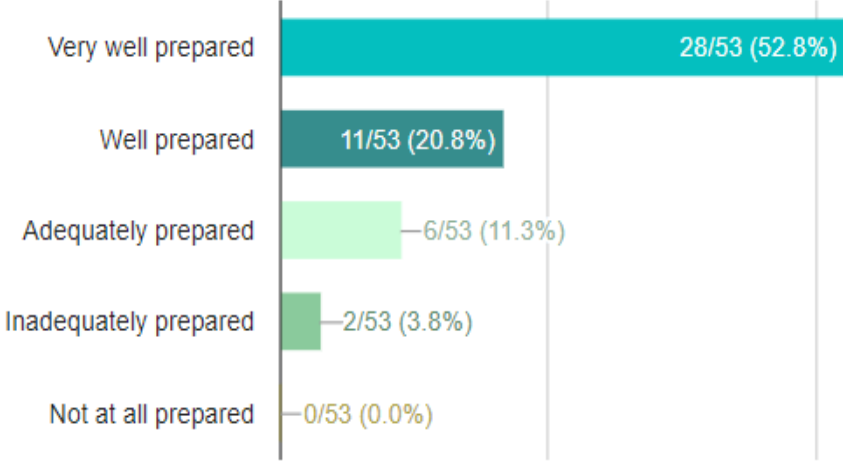
2017-2018

develop lessons based on district curriculum



2018-2019

develop lessons based on district curriculum

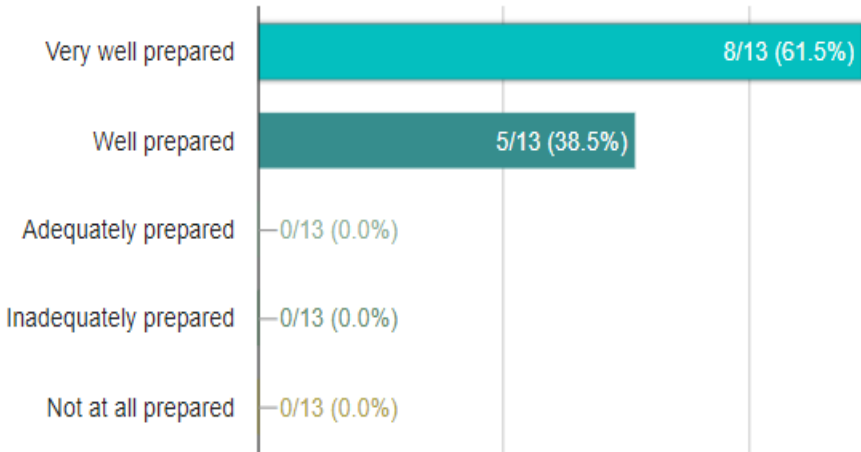


EXIT SURVEY MIDDLE SCHOOL 5-9 DISTRICT CURRICULUM PREPARATION

COMPARISON 2017-2018 VS. 2018-2019

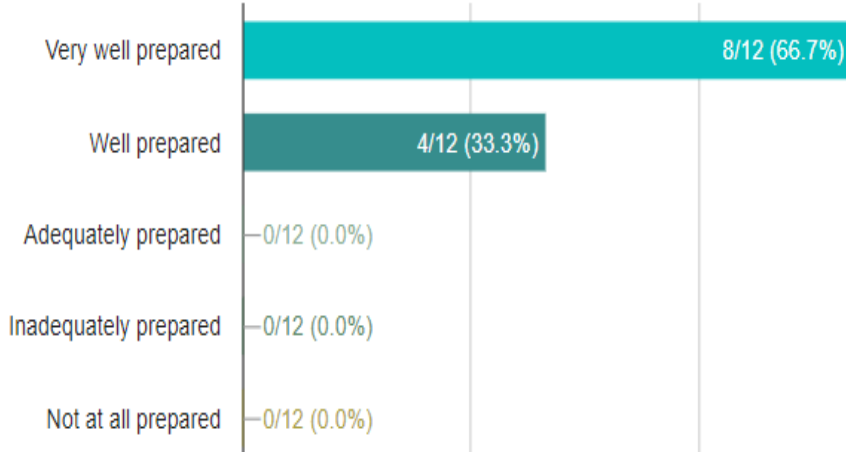
2017-2018

develop lessons based on district curriculum



2018-2019

develop lessons based on district curriculum

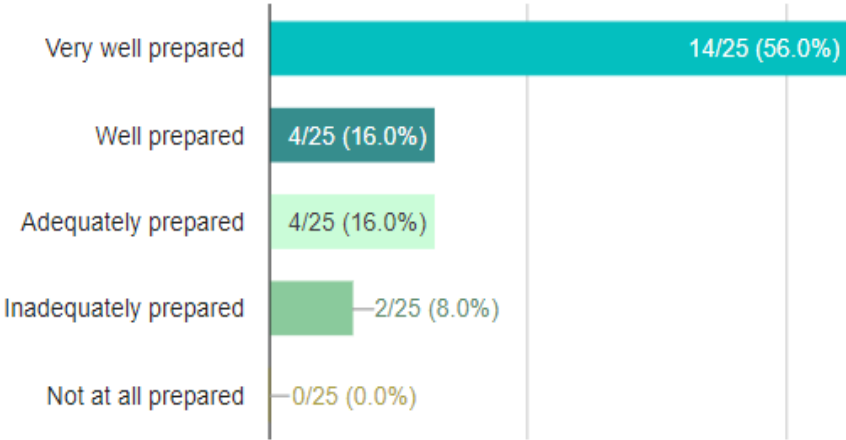


EXIT SURVEY SECONDARY 9-12 DISTRICT CURRICULUM PREPARATION

COMPARISON 2017-2018 VS. 2018-2019

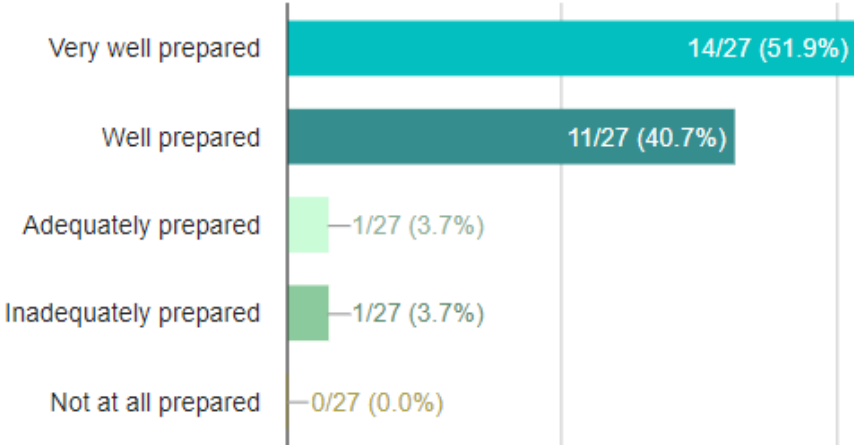
2017-2018

develop lessons based on district curriculum



2018-2019

develop lessons based on district curriculum

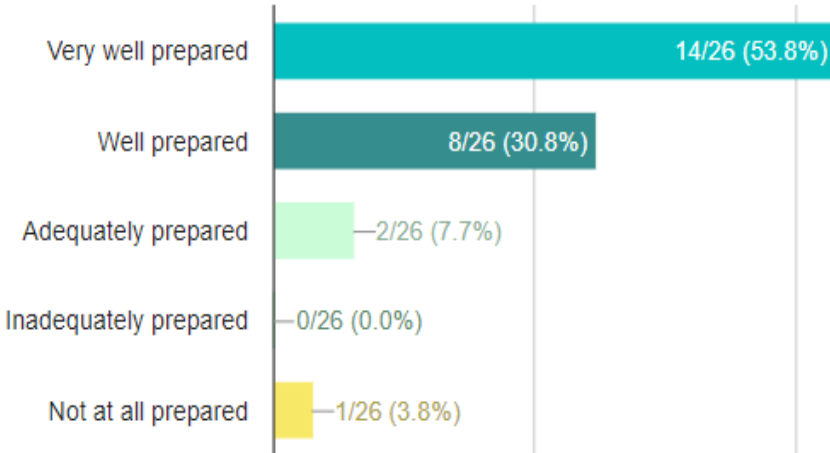


EXIT SURVEY K-12 DISTRICT CURRICULUM PREPARATION

COMPARISON 2017-2018 VS. 2018-2019

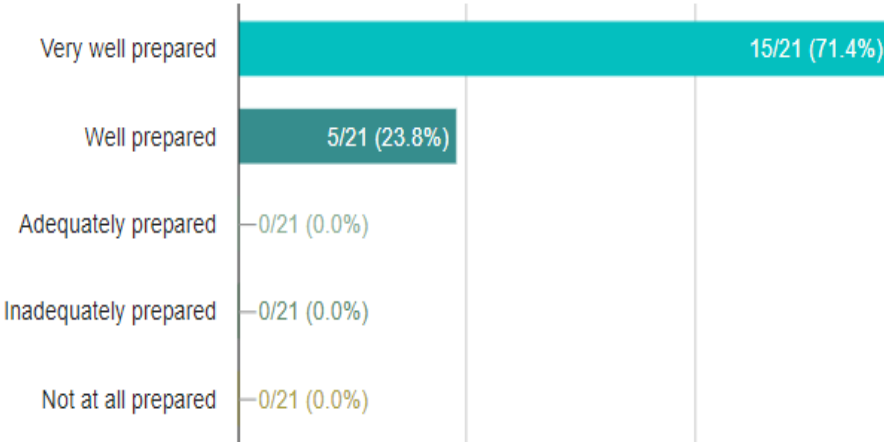
2017-2018

develop lessons based on district curriculum



2018-2019

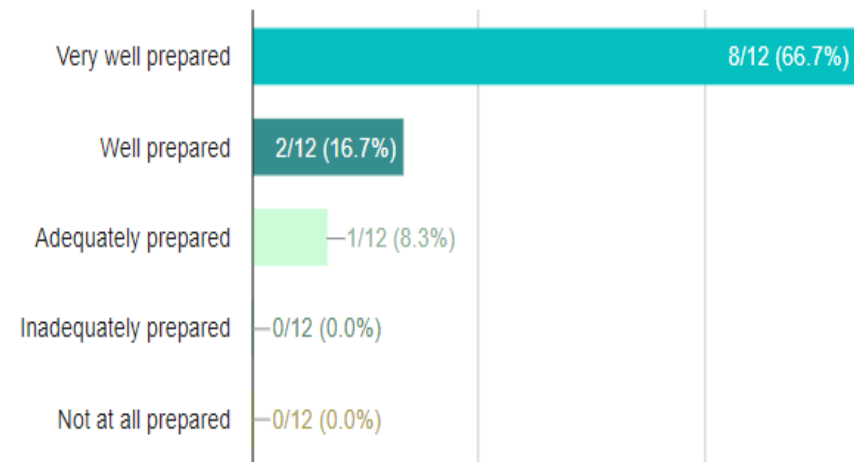
develop lessons based on district curriculum



EXIT SURVEY EARLY CHILDHOOD EARLY CHILDHOOD SPECIAL EDUCATION STRENGTHS – IMPROVING INSTRUCTION COMPARISON 2017-2018 VS. 2018-2019

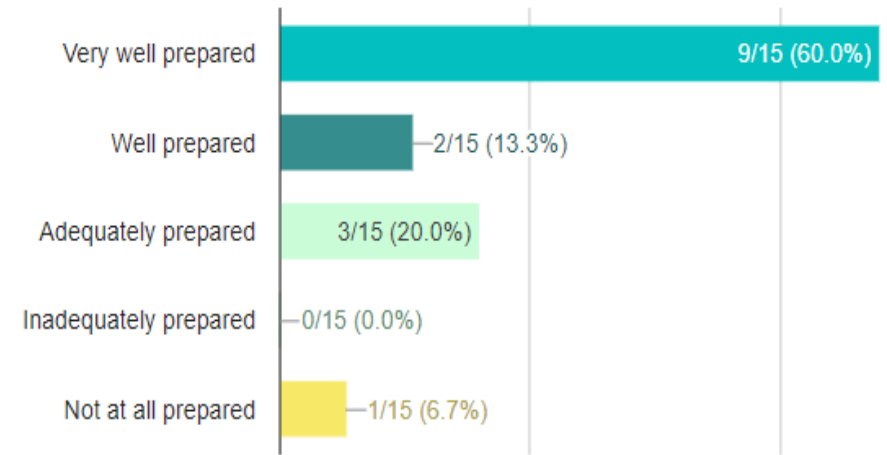
2017-2018

analyze assessment data to improve instruction



2018-2019

analyze assessment data to improve instruction

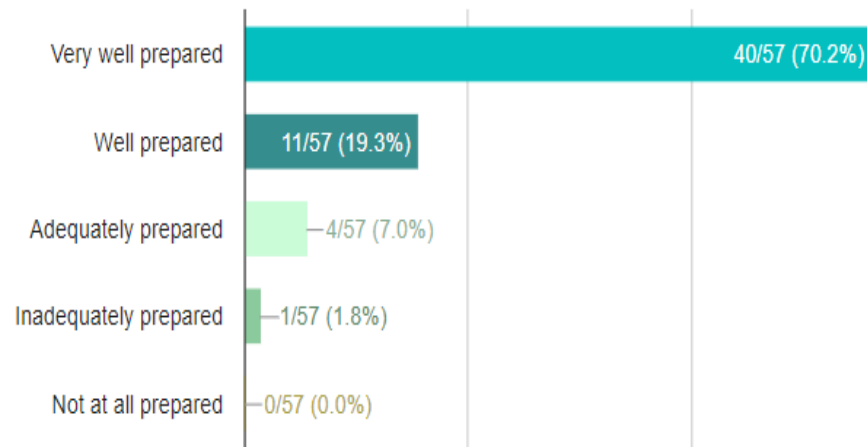


EXIT SURVEY ELEMENTARY STRENGTHS – IMPROVING INSTRUCTION

COMPARISON 2017-2018 VS. 2018-2019

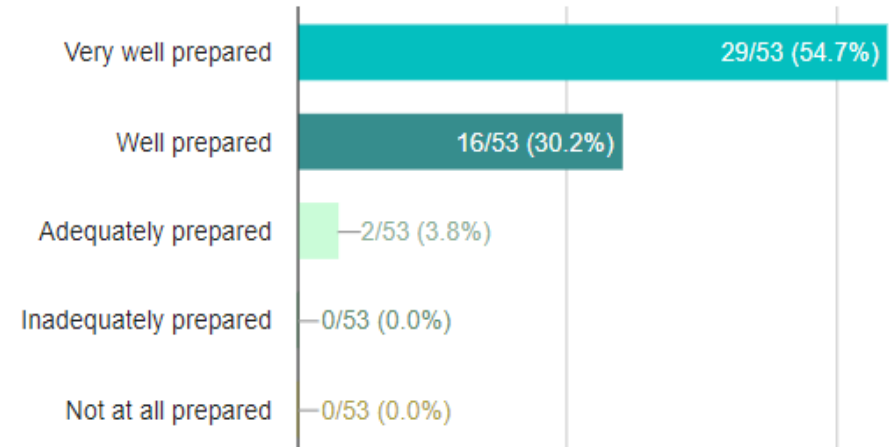
2017-2018

analyze assessment data to improve instruction



2018-2019

analyze assessment data to improve instruction

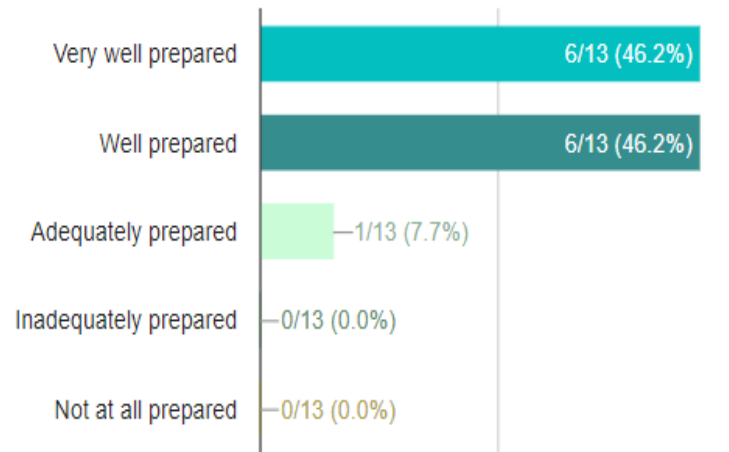


EXIT SURVEY MIDDLE SCHOOL 5-9 STRENGTHS – IMPROVING INSTRUCTION

COMPARISON 2017-2018 VS. 2018-2019

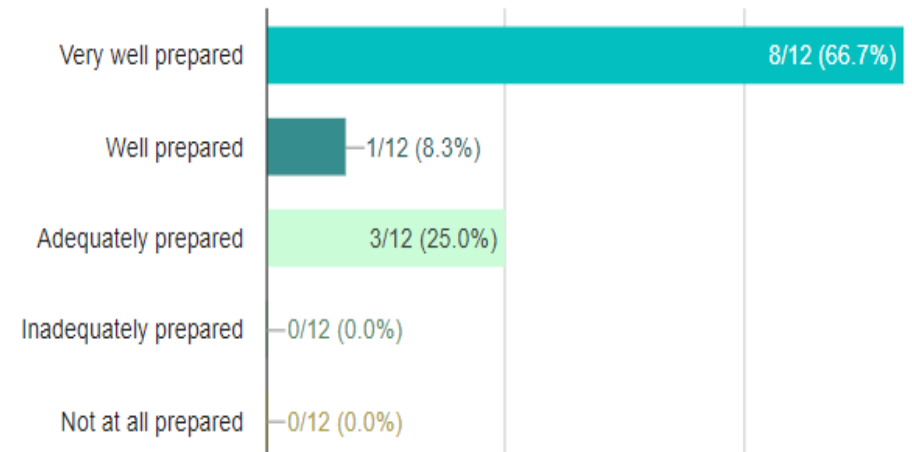
2017-2018

analyze assessment data to improve instruction



2018-2019

analyze assessment data to improve instruction

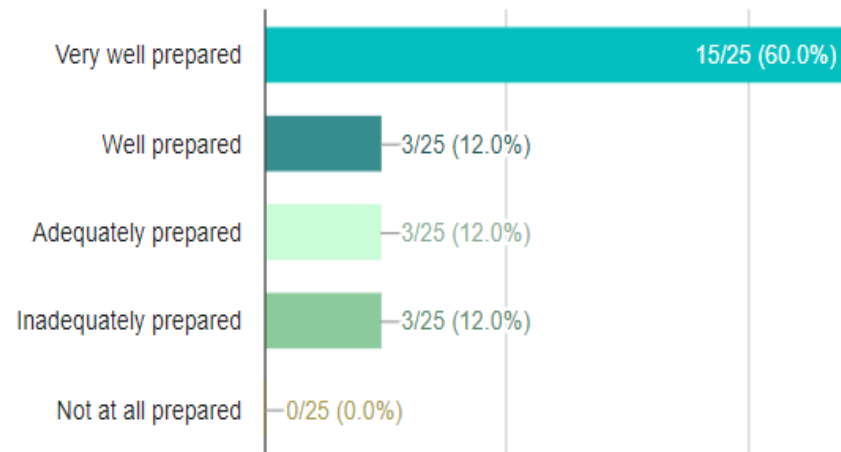


EXIT SURVEY SECONDARY 9-12 STRENGTHS – IMPROVING INSTRUCTION

COMPARISON 2017-2018 VS. 2018-2019

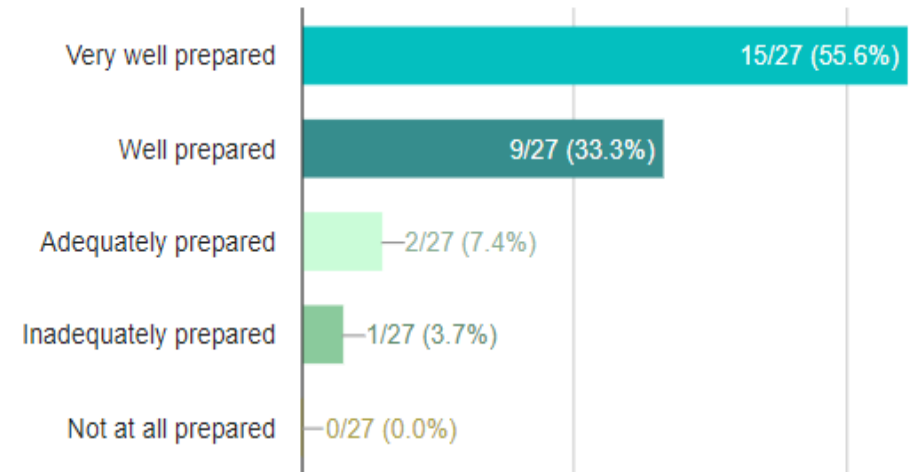
2017-2018

analyze assessment data to improve instruction



2018-2019

analyze assessment data to improve instruction

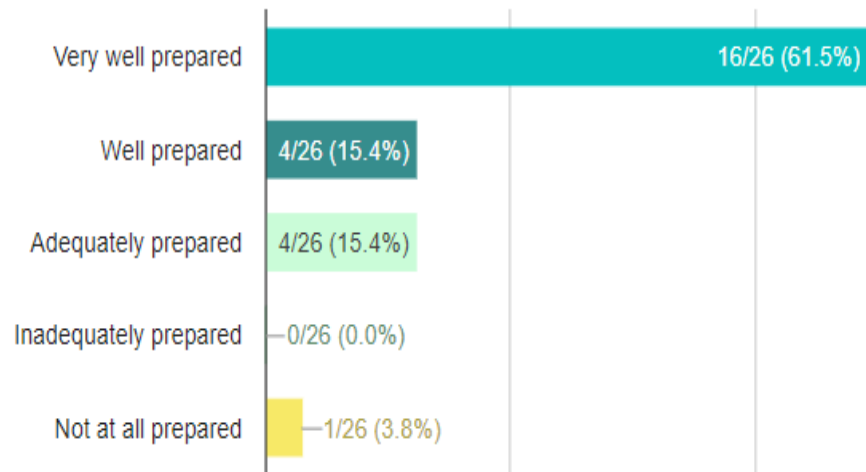


EXIT SURVEY K-12 STRENGTHS – ENGAGING LEARNERS

COMPARISON 2017-2018 VS. 2018-2019

2017-2018

analyze assessment data to improve instruction



2018-2019

analyze assessment data to improve instruction

