

LINDENWOOD TEACHER EDUCATION DATA

2017-2018

MOPTA

Missouri Preservice Teacher Assessment

Cut Score: 37

Scored by ETS Trained Grader with strict deadline
Artifacts and writing similar to Rationale/Reflections



MOPTA FALL 2017-SPRING 2018

Task	ECSPED/EC	ELEMENTARY	MIDDLE	SECONDARY K-12
2	9.29	8.75 8.84*	8.84	8.9
3	11.79	11.95 11.99*	11.50 11.69*	12.25
4	22.07 23.21*	24.05 24.06*	24.32 24.57*	24.21
Overall out of 60	43.14 44.29*	44.83 44.98*	44.95 45.14*	46.21
	74%	75%	75%	77%

*After 1st attempt

MEEES

Missouri Educator Evaluation System

Student Teaching Summative Evaluation on 16 high impact indicators

Completed by Cooperating Teachers and University Supervisors

All supervisors need to be trained by EdPlus or other RPDC

Submitted to DESE

Elementary & Early Childhood SPED/Early Childhood Fall 2017-Spring 2018 MEEES Data

	1	2	3	4	5	6	7	8	9
Early Childhood BA MAT	2.75 (3)	2.8 (3)	2.8 (3)	2.6 (2.83)	2.65 (3)	2.8 (3)	2.7 (3)	2.6 (3)	2.8 (3)
Early Childhood SPED BA = 0 MAT = 0									
Elementary BA MAT	2.82 (2.61)	2.81 (2.56)	2.82 (2.72)	2.66 (2.56)	2.78 (2.72)	2.82 (2.78)	2.71 (2.72)	2.84 (2.72)	2.87 (2.72)

MAT = ()

Middle School 5-9

Fall 2017-Spring 2018 MEES Data

	1	2	3	4	5	6	7	8	9
Language Arts BA MAT	3 (3)	3 (3)	3 (3)	2 (2.83)	3 (3)	3 (3)	3 (3)	3 (3)	3 (3)
Math BA MAT	2.88	2.94	3	2.71	2.94	2.94	2.88	3	2.94
Science BA MAT	3 (3)	3 (3)	3 (3)	3 (1)	3 (3)	3 (3)	3 (3)	2.5 (3)	3 (3)
SS BA MAT	3 (3)	3 (3)	2.75 (3)	2.5 (3)	3 (3)	3 (3)	2.75 (3)	3 (3)	3 (3)
Business BA MAT	3 (3)	3 (3)	3 (3)	3 (2.75)	3 (3)	3 (3)	3 (3)	3 (3)	3 (3)

MAT = ()

Secondary 9-12

Fall 2017-Spring 2018 MEEES Data

	1	2	3	4	5	6	7	8	9
Biology BA MAT	3 (3)	3 (3)	3 (3)	3 (2.75)	3 (3)	3 (3)	3 (3)	3 (3)	3 (3)
English BA MAT	3 (2.60)	3 (2.66)	3 (2.70)	3 (2.53)	3 (2.73)	3 (2.80)	2.5 (2.67)	3 (2.70)	3 (2.77)
Social Science BA MAT	3 ----	2.71 ----	3 ----	2.71 ----	2.86 ----	3 ----	2.86 ----	3 ----	3 ----
Business/ Marketing BA MAT	---- (3)	---- (2.9)	---- (3)	---- (2.9)	---- (2.9)	---- (3)	---- (2.9)	---- (3)	---- (3)
Tech/Engineer BA MAT	---- (3)	---- (3)	---- (3)	---- (3)	---- (2.75)	---- (3)	---- (3)	---- (2.5)	---- (2.5)

MAT = ()

K-12

Fall 2017-Spring 2018 MEEES Data

	1	2	3	4	5	6	7	8	9
Art BA MAT	3 (3)	3 (2.5)	3 (3)	3 (2.5)	3 (3)	3 (2.5)	3 (3)	3 (2.5)	3 (3)
Music BA MAT	2.91 (2.57)	2.64 (3)	2.82 (2.86)	2.36 (2.57)	2.64 (2.86)	2.73 (2.86)	2.73 (2.57)	2.82 (3)	3 (3)
Physical Education BA MAT	2.57 (2.86)	2.62 (2.86)	2.71 (2.93)	2.38 (2.79)	2.76 (3)	2.76 (2.93)	2.57 (2.71)	2.67 (2.93)	2.67 (2.93)
Dance BA MAT	---- (3)	---- (3)	---- (3)	---- (3)	---- (3)	---- (3)	---- (3)	---- (3)	---- (3)
Spanish BA MAT	---- (3)	---- (2.5)	---- (3)	---- (3)	---- (3)	---- (3)	---- (3)	---- (3)	---- (3)

MAT = ()

MISSOURI CONTENT ASSESSMENT

EARLY CHILDHOOD AND ELEMENTARY

	Avg Time*	Avg Score*	TL Avg Score	ELA Times	ELA Score	Math Times	Math Score	Science Times	Science Score	SS Times	SS Score
Early Childhood MAT (3)	1	244.5	236.33								
Early Childhood BA (11)	1.2	239	237.55								
Elementary MAT (9)				1.67	254.67	2	243.22	1.67	238.44	1.11	232.89
Elementary BA (56)				1.70	243.95	1.25	259.41	1.46	242.36	1.98	241.52

* Excluding outlier (1 MAT took test 6 times, 1 BA took test 5 times)

MISSOURI CONTENT ASSESSMENT

MIDDLE SCHOOL 5-9

	Business Times	Business Score	ELA Times	ELA Score	Math Times	Math Score	Science Times	Science Score	SS Times	SS Score
Middle School MAT	1	245.5	1.67	239			1	291	1.67	226.67
Middle School BA	1	230	1	237	1.13	248.63	3	220	3	227

MISSOURI CONTENT ASSESSMENT

SECONDARY 9-12

	Business Times	Business Score	English Times	English Score	Biology Times	Biology Score	Tech & Engineering Times	Technology & Engineering Score
Secondary MAT	1.8	238	1.4	228.8	2	231	1	226
Secondary BA			1	234	2	224		

MISSOURI CONTENT ASSESSMENT

SECONDARY SOCIAL SCIENCE 9-12

	US Times	US Score	World Times	World Score	Econ Times	Econ Score	Geo Times	Geo Score	Pol Sci Times	Pol Sci Score	Behavior Times	Behavior Score
Secondary MAT												
Secondary BA	1.67	242	2.67	242.33	1.67	242.67	1	238	2.33	232.33	1	229.67

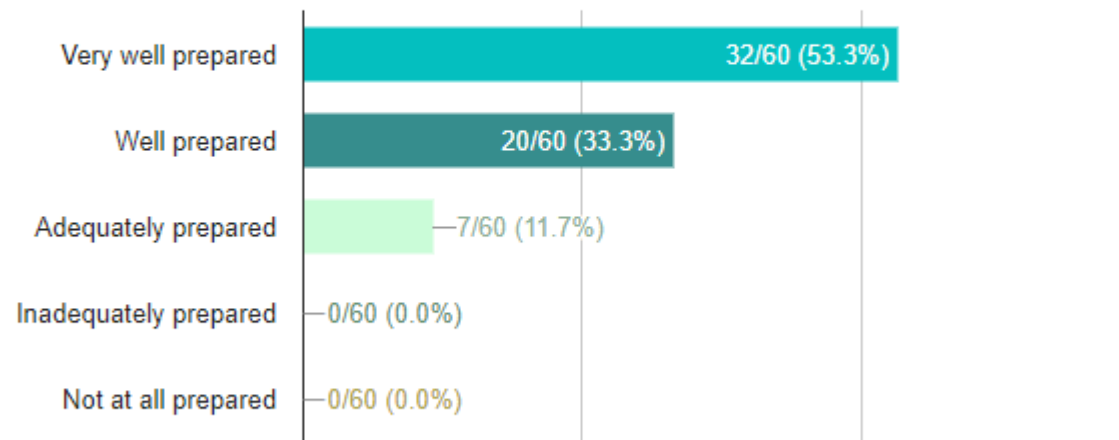
MISSOURI CONTENT ASSESSMENT

K-12

	Art Times	Art Score	Music Times	Music Score	PE Times	PE Score	Spanish Times	Spanish Score	Dance Times	Dance Score
K-12 MAT	1	238	1	240.67	1.17	247.33	1	288	1	241
K-12 BA	2	235	1	242.75	1.13	235.38				

TRIANGULATING THE DATA: CRITICAL THINKING (Standard 4)

engage students in critical thinking and problem solving



EXIT SURVEY

Required by CAEP

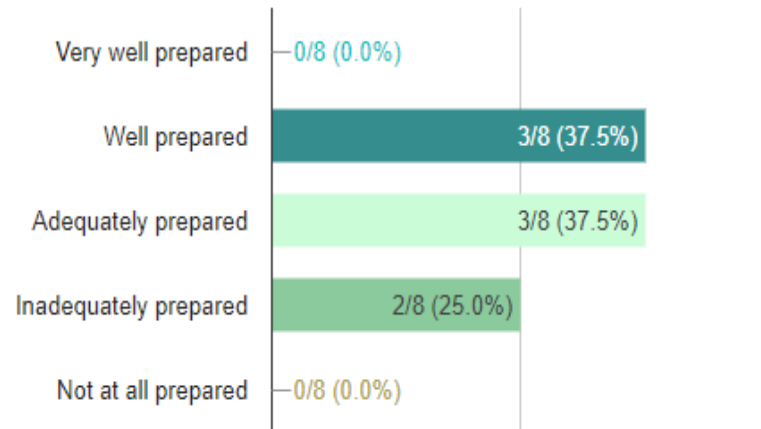
Mirrors DESE's First Year Teacher Survey which appears on the APR

Can be disaggregated by degree program, etc.

EXIT SURVEY EARLY CHILDHOOD EARLY CHILDHOOD SPECIAL EDUCATION ELL PREPARATION 2016-2017

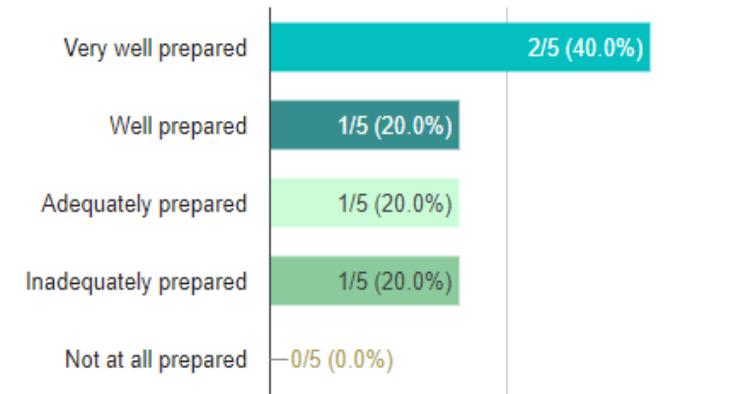
2016

modify instruction for English language learners



2017

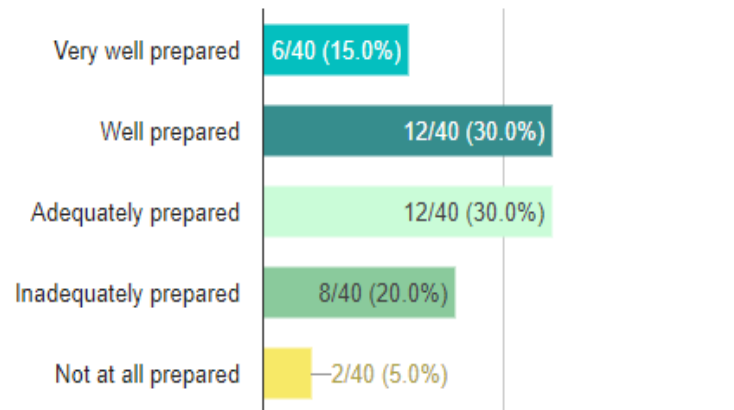
modify instruction for English language learners



EXIT SURVEY ELEMENTARY ELL PREPARATION 2016-2017

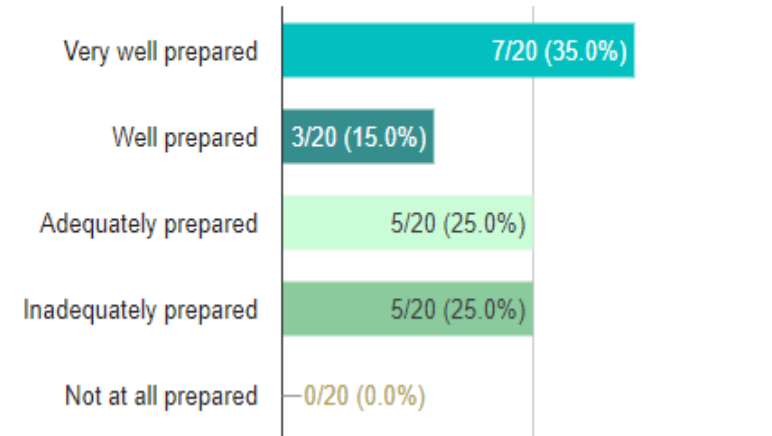
2016

modify instruction for English language learners



2017

modify instruction for English language learners



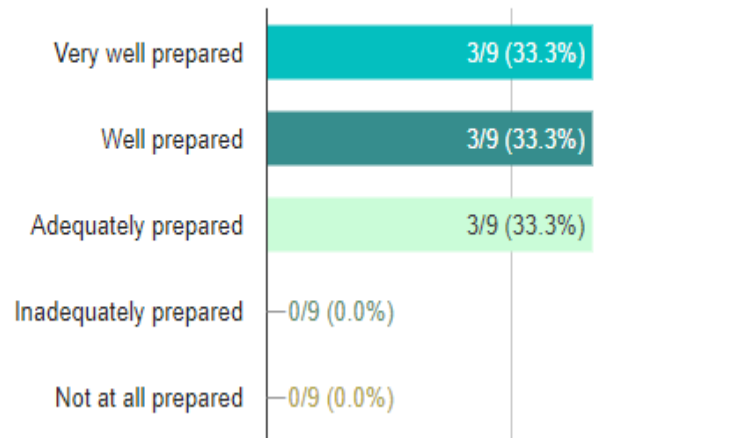
EXIT SURVEY MIDDLE SCHOOL 5-9

ELL PREPARATION

2016-2017

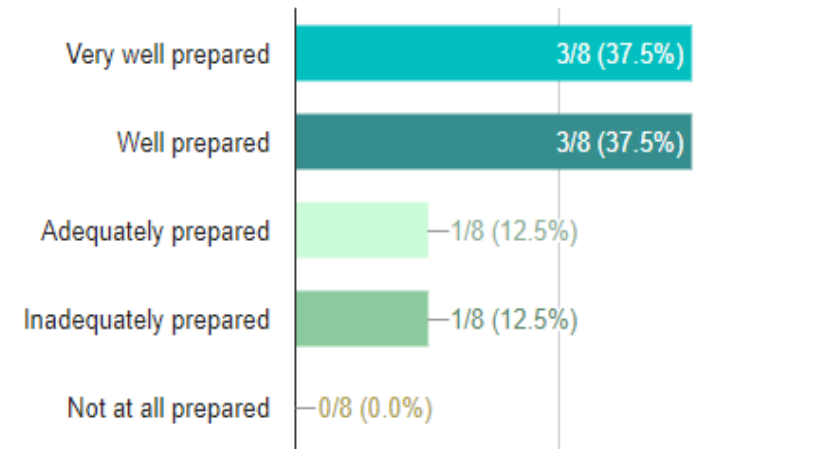
2016

modify instruction for English language learners



2017

modify instruction for English language learners



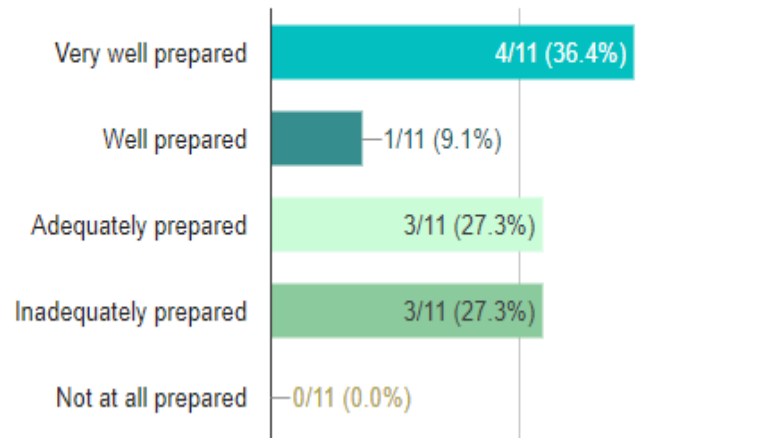
EXIT SURVEY SECONDARY 9-12

ELL PREPARATION

2016-2017

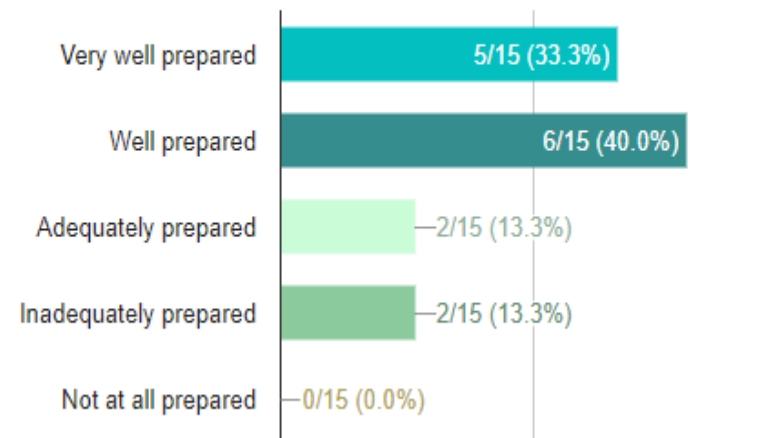
2016

modify instruction for English language learners



2017

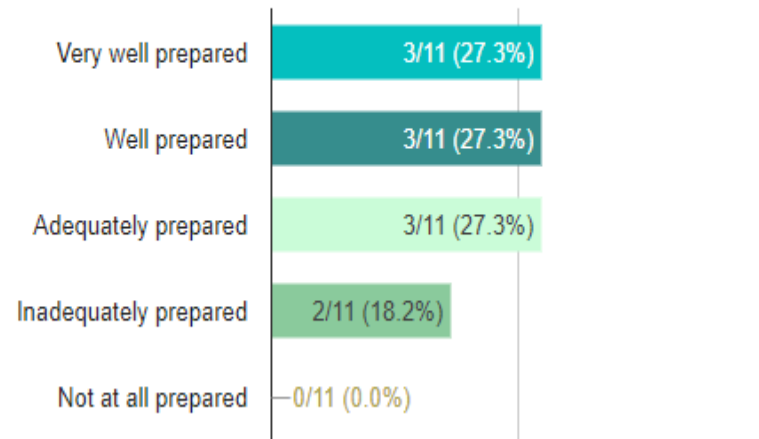
modify instruction for English language learners



EXIT SURVEY K-12 ELL PREPARATION 2016-2017

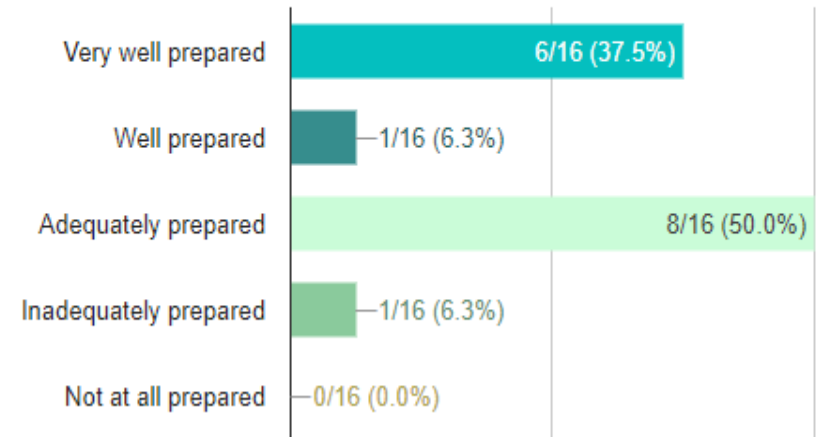
2016

modify instruction for English language learners



2017

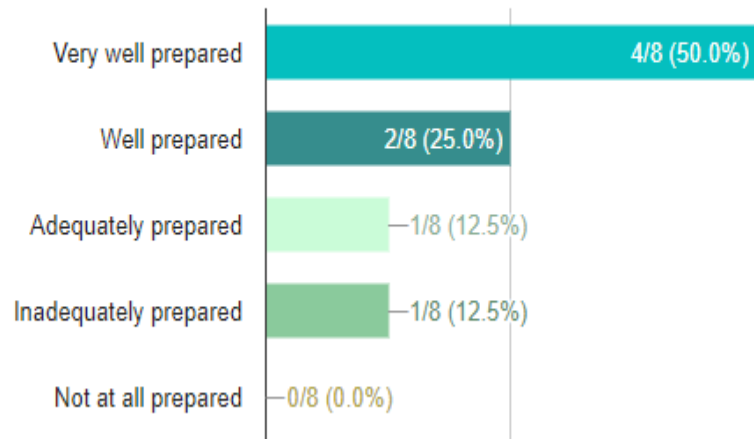
modify instruction for English language learners



EXIT SURVEY EARLY CHILDHOOD EARLY CHILDHOOD SPECIAL EDUCATION IEP PREPARATION 2016-2017

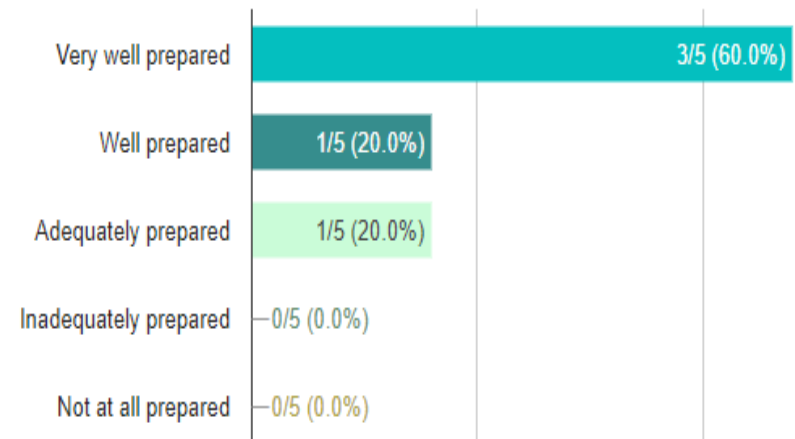
2016

implement instruction based on a student's IEP



2017

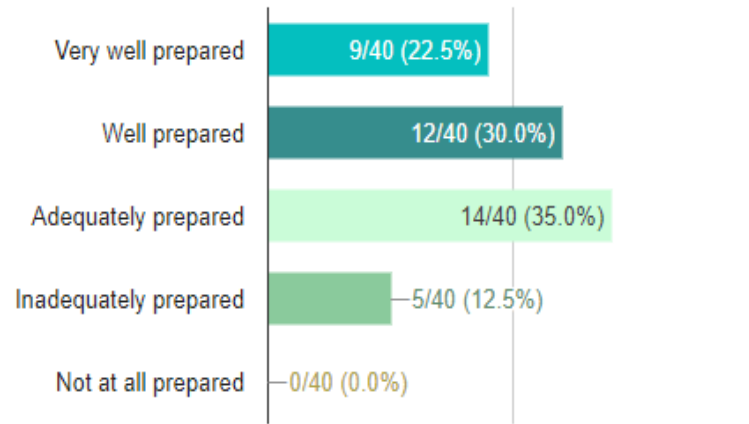
implement instruction based on a student's IEP



EXIT SURVEY ELEMENTARY IEP PREPARATION 2016-2017

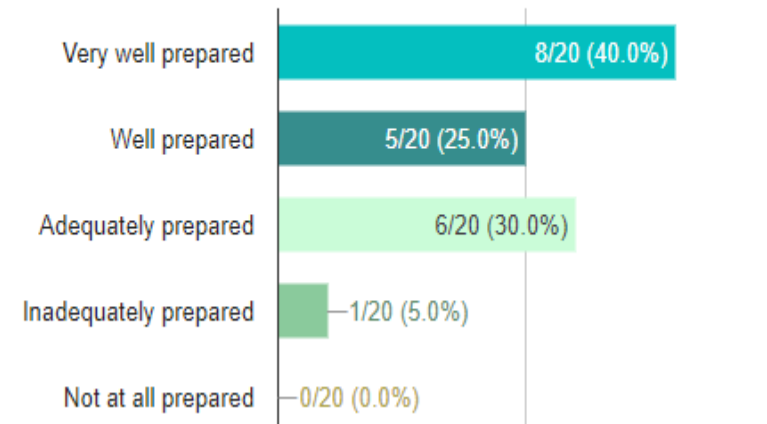
2016

implement instruction based on a student's IEP



2017

implement instruction based on a student's IEP



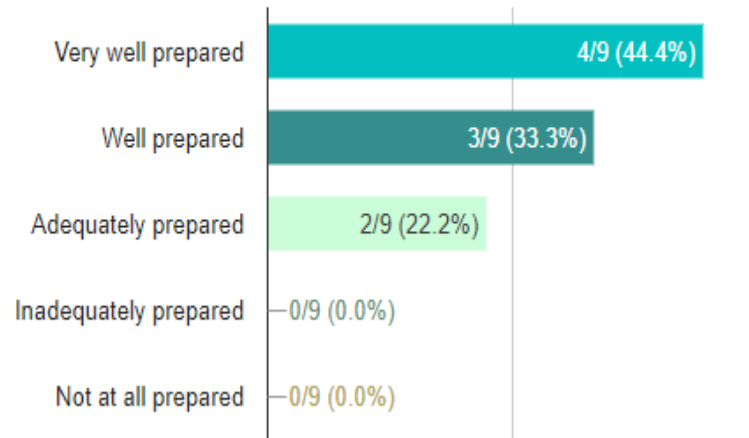
EXIT SURVEY MIDDLE SCHOOL 5-9

IEP PREPARATION

2016-2017

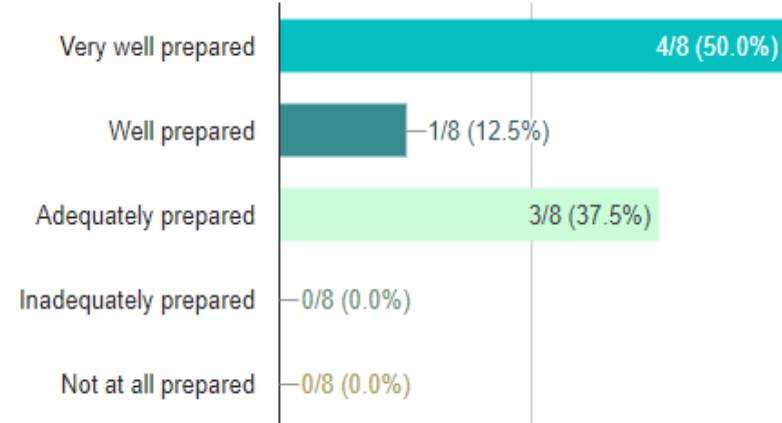
2016

implement instruction based on a student's IEP



2017

implement instruction based on a student's IEP



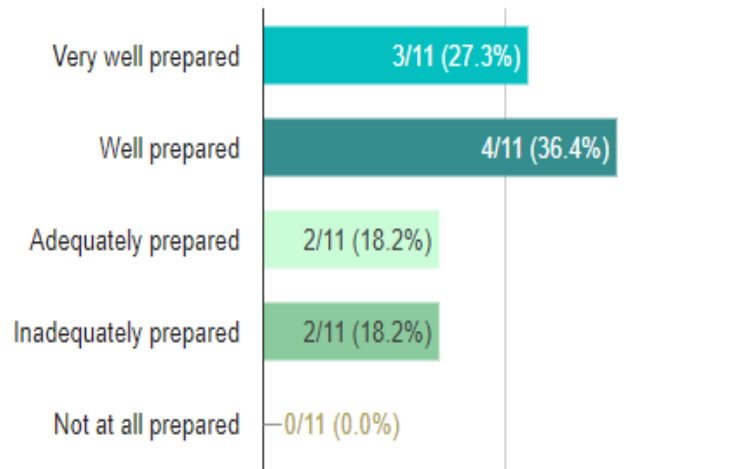
EXIT SURVEY SECONDARY 9-12

IEP PREPARATION

2016-2017

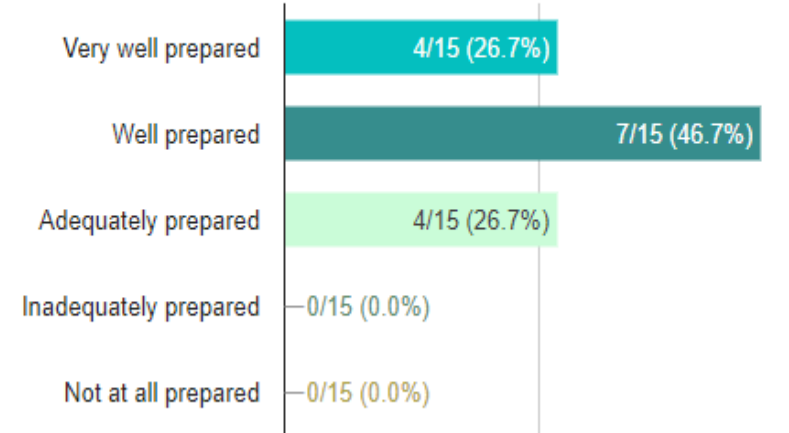
2016

implement instruction based on a student's IEP



2017

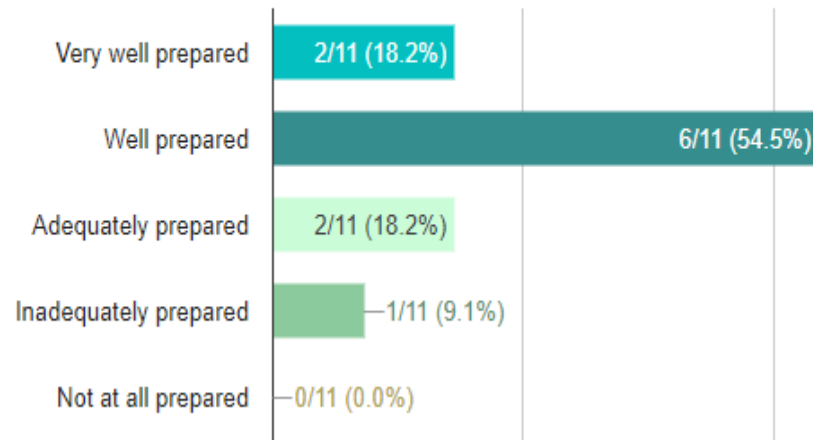
implement instruction based on a student's IEP



EXIT SURVEY K-12 IEP PREPARATION 2016-2017

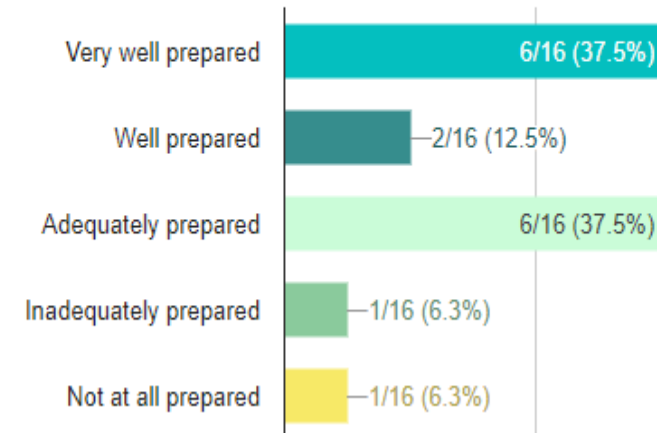
2016

implement instruction based on a student's IEP



2017

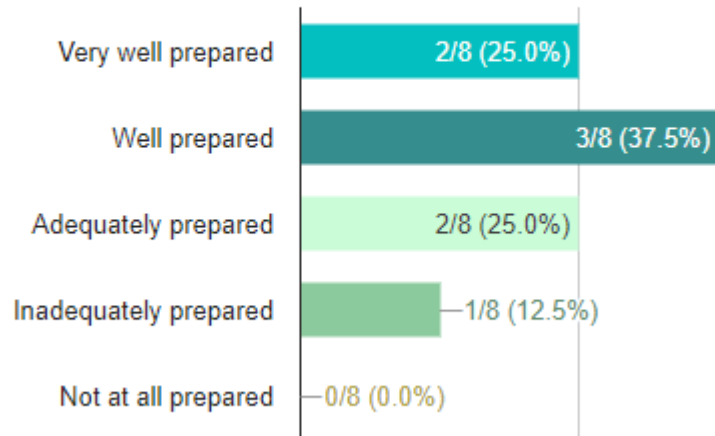
implement instruction based on a student's IEP



EXIT SURVEY EARLY CHILDHOOD EARLY CHILDHOOD SPECIAL EDUCATION DISCIPLINE PREPARATION 2016-2017

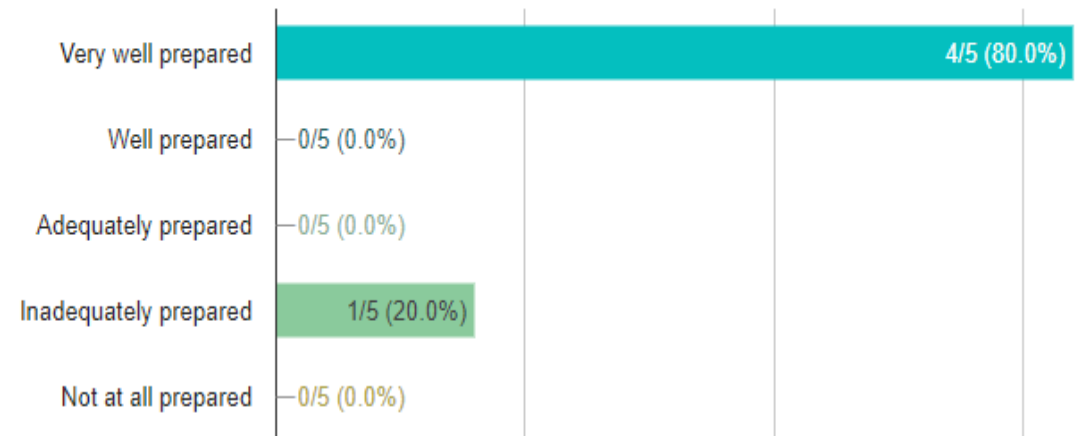
2016

handle a variety of discipline issues



2017

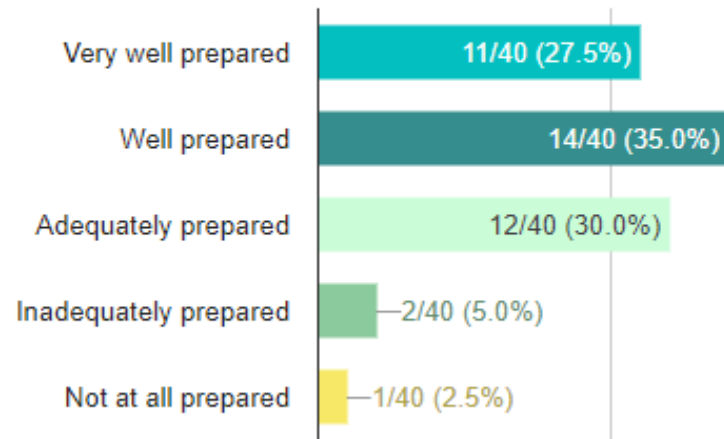
handle a variety of discipline issues



EXIT SURVEY ELEMENTARY DISCIPLINE PREPARATION 2016-2017

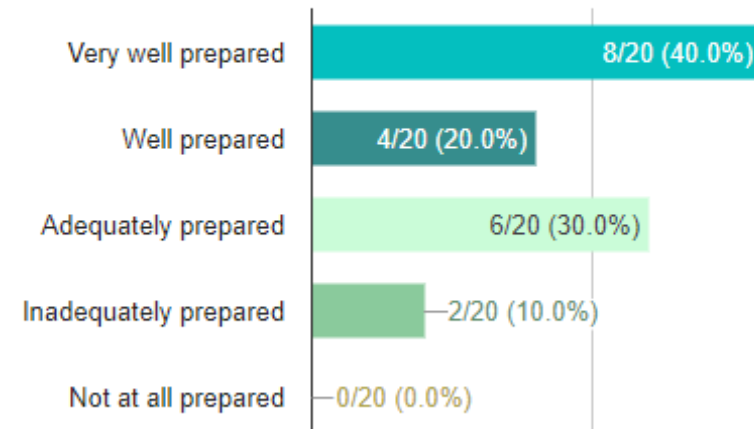
2016

handle a variety of discipline issues



2017

handle a variety of discipline issues



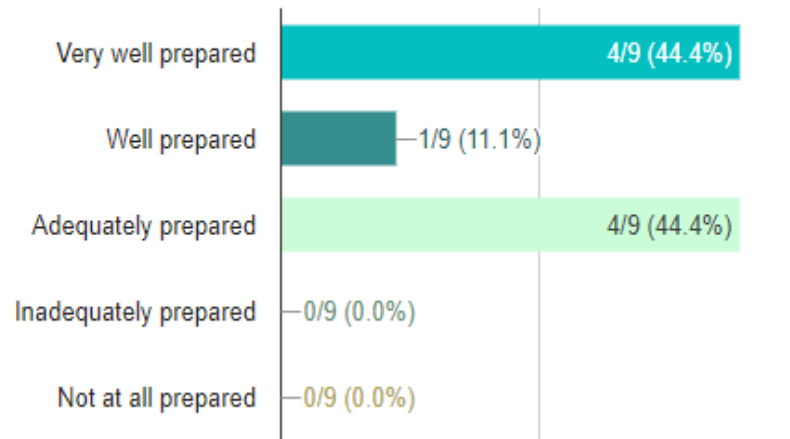
EXIT SURVEY MIDDLE SCHOOL 5-9

DISCIPLINE PREPARATION

2016-2017

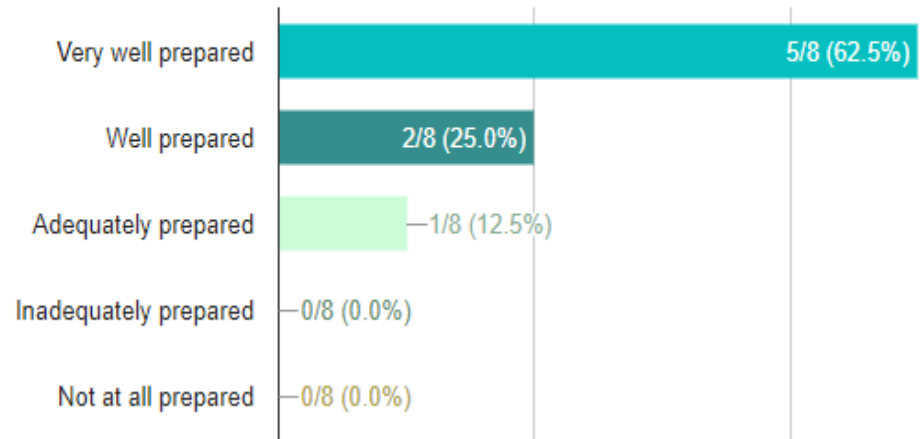
2016

handle a variety of discipline issues



2017

handle a variety of discipline issues



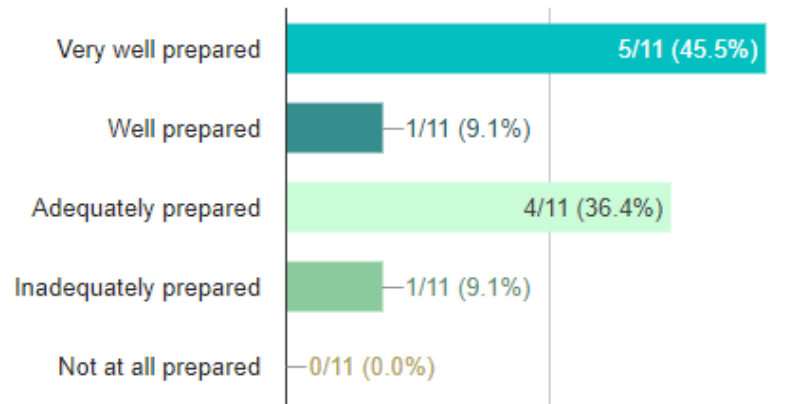
EXIT SURVEY SECONDARY 9-12

DISCIPLINE PREPARATION

2016-2017

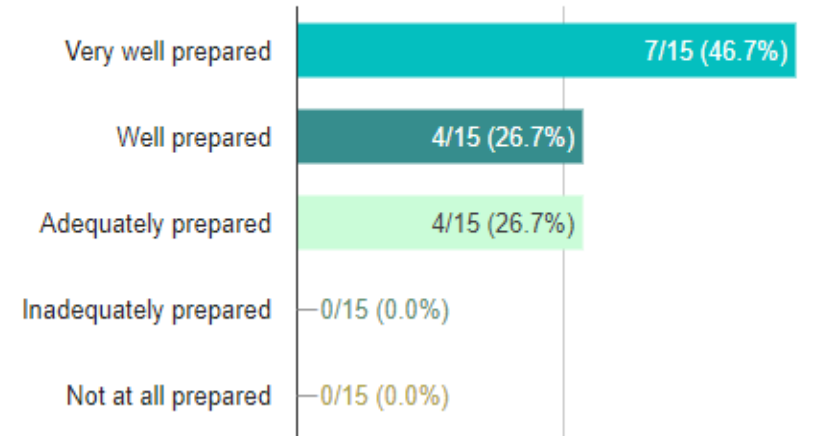
2016

handle a variety of discipline issues



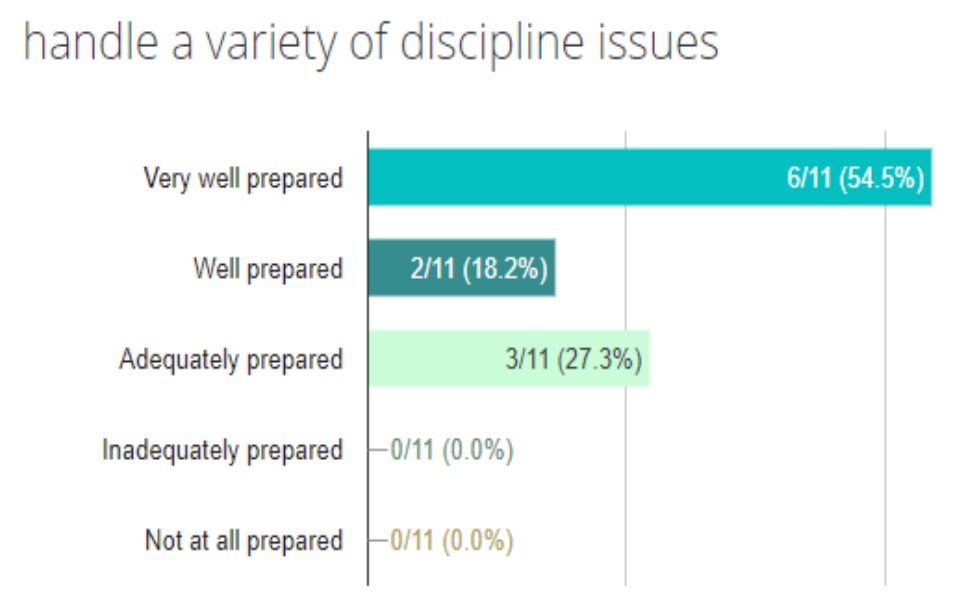
2017

handle a variety of discipline issues

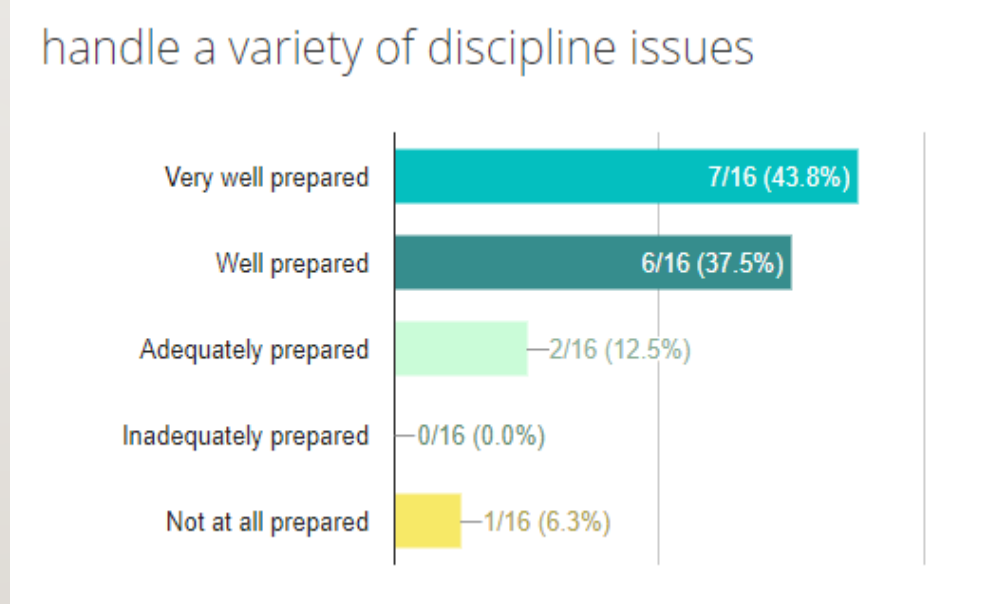


EXIT SURVEY K-12 DISCIPLINE PREPARATION 2016-2017

2016



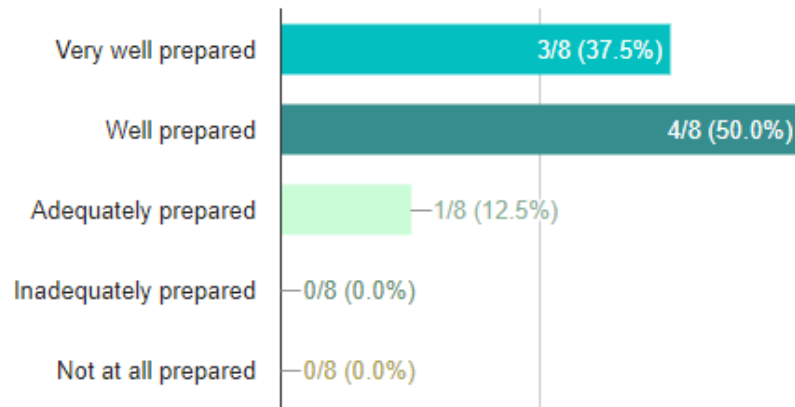
2017



EXIT SURVEY EARLY CHILDHOOD EARLY CHILDHOOD SPECIAL EDUCATION DISTRICT CURRICULUM PREPARATION 2016-2017

2016

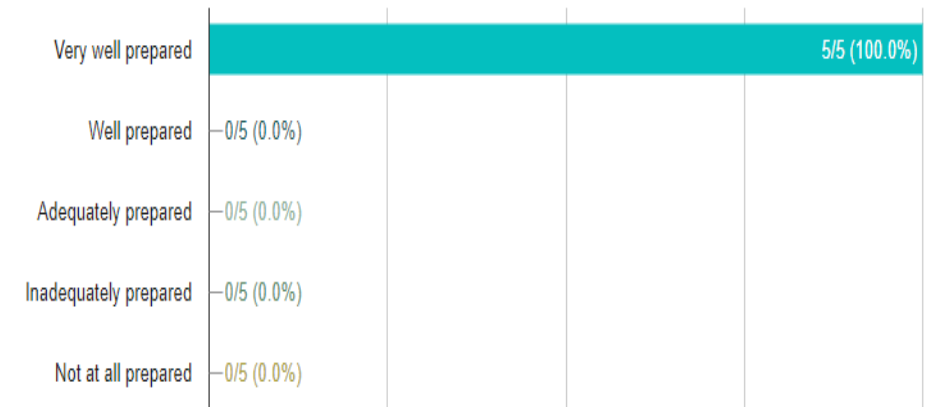
develop lessons based on district curriculum



2017

develop lessons based on district curriculum

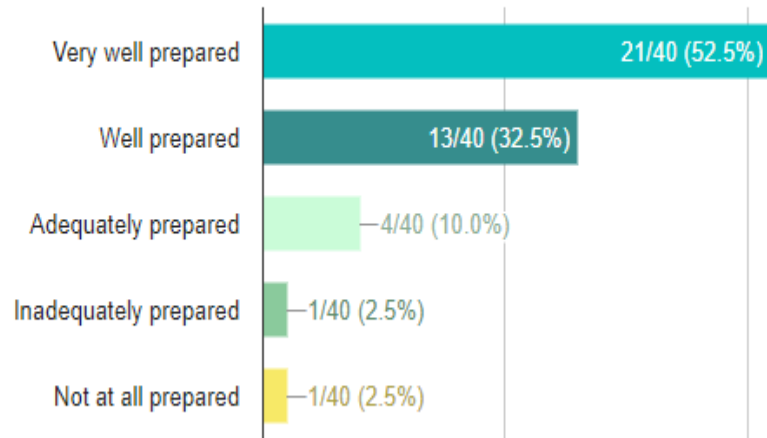
[view details](#)



EXIT SURVEY ELEMENTARY DISTRICT CURRICULUM PREPARATION 2016-2017

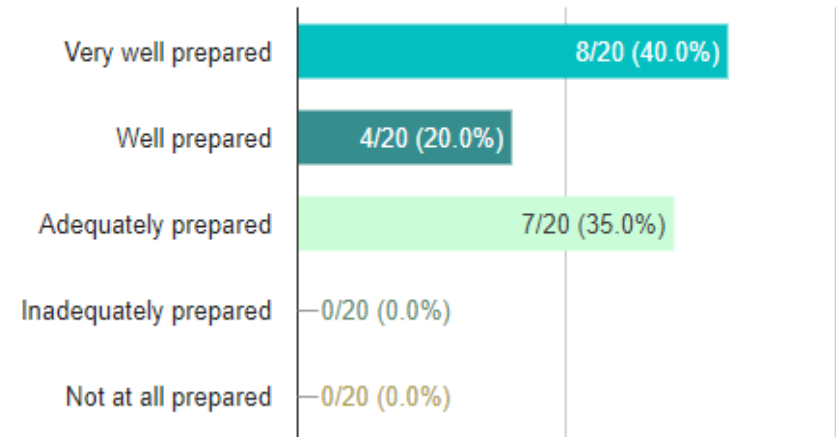
2016

develop lessons based on district curriculum



2017

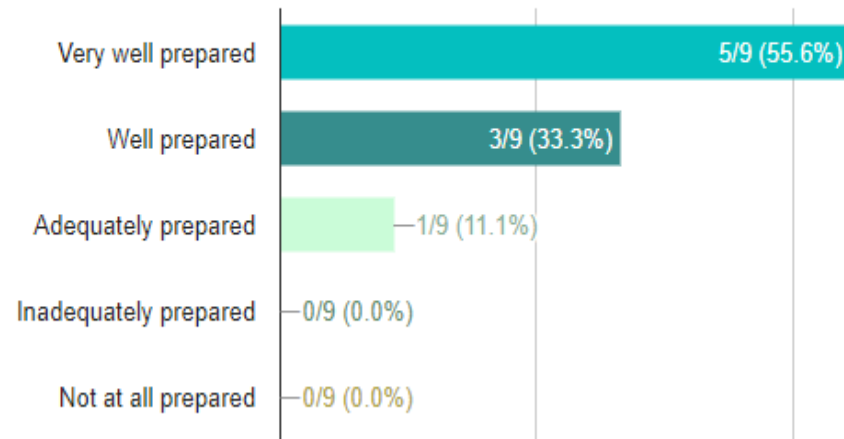
develop lessons based on district curriculum



EXIT SURVEY MIDDLE SCHOOL 5-9 DISTRICT CURRICULUM PREPARATION 2016-2017

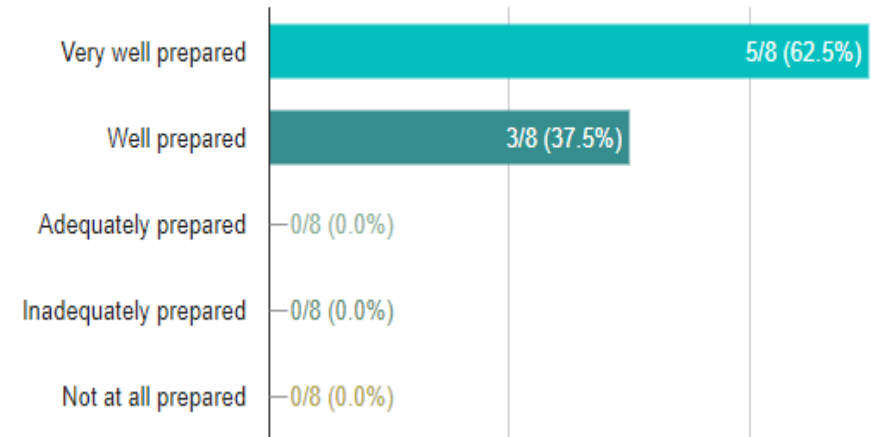
2016

develop lessons based on district curriculum



2017

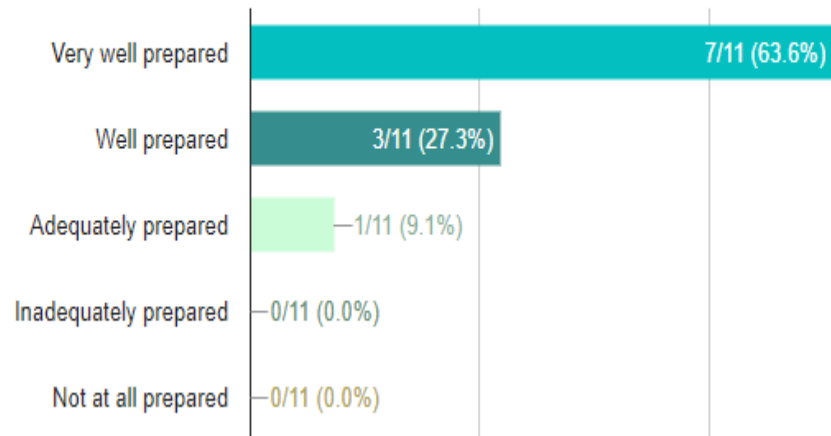
develop lessons based on district curriculum



EXIT SURVEY SECONDARY 9-12 DISTRICT CURRICULUM PREPARATION 2016-2017

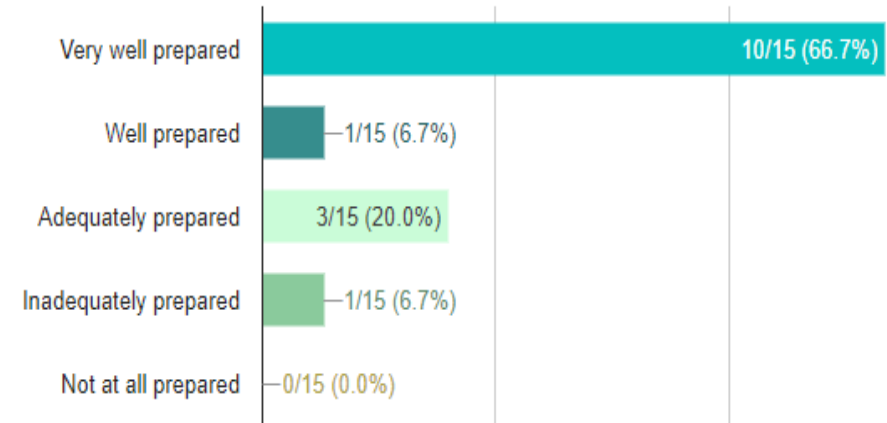
2016

develop lessons based on district curriculum



2017

develop lessons based on district curriculum



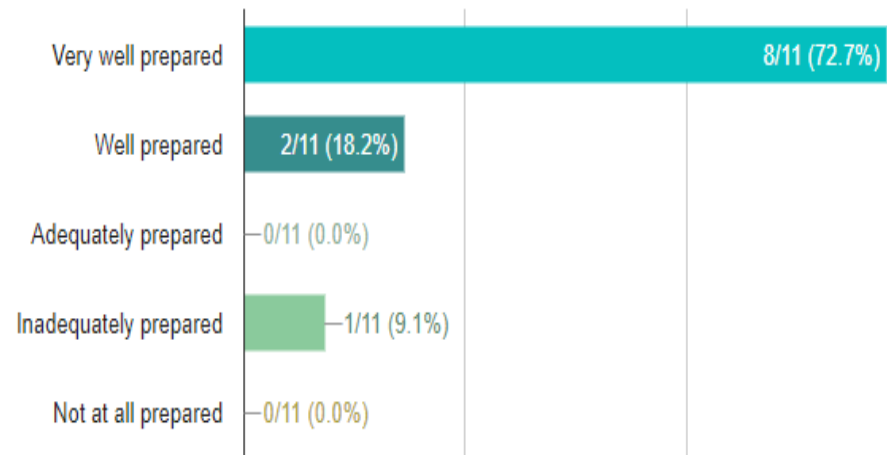
EXIT SURVEY K-12

DISTRICT CURRICULUM PREPARATION

2016-2017

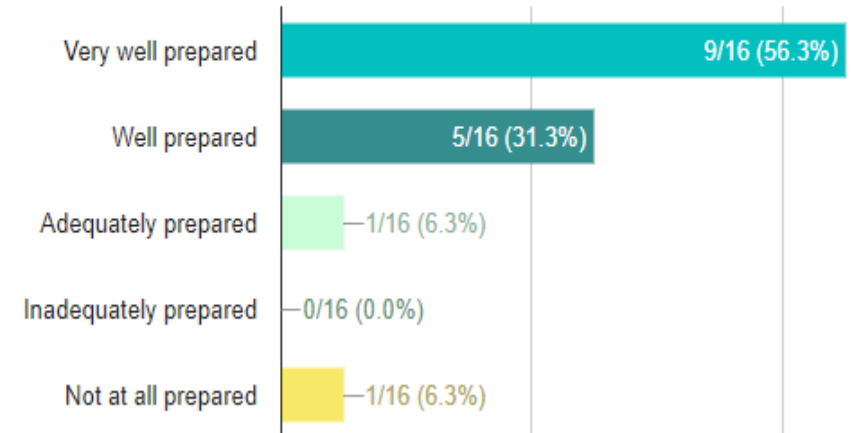
2016

develop lessons based on district curriculum



2017

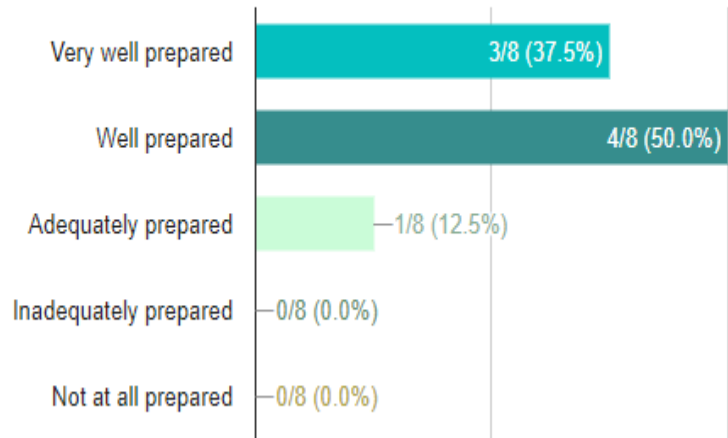
develop lessons based on district curriculum



EXIT SURVEY EARLY CHILDHOOD EARLY CHILDHOOD SPECIAL EDUCATION STRENGTHS – IMPROVING INSTRUCTION 2016-2017

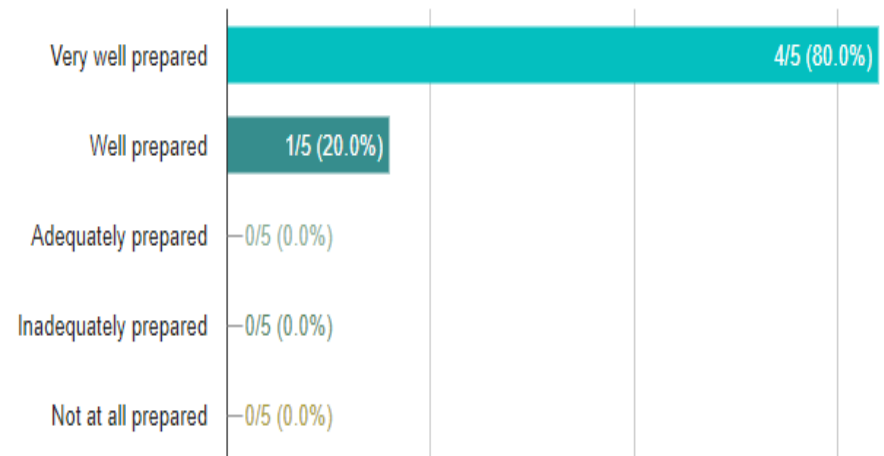
2016

analyze assessment data to improve instruction



2017

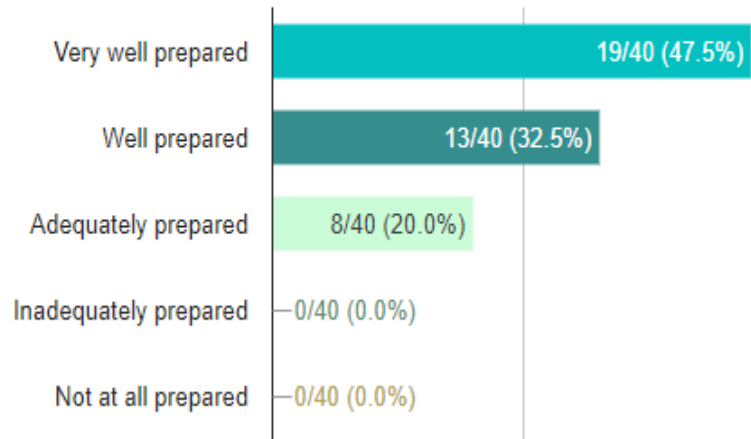
analyze assessment data to improve instruction



EXIT SURVEY ELEMENTARY STRENGTHS – IMPROVING INSTRUCTION 2016-2017

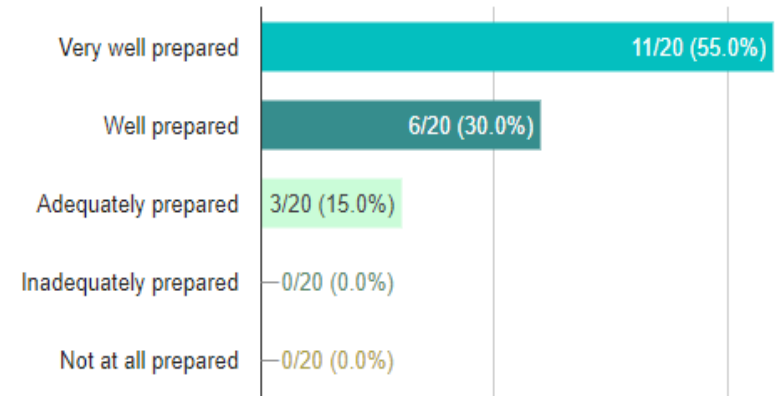
2016

analyze assessment data to improve instruction



2017

analyze assessment data to improve instruction



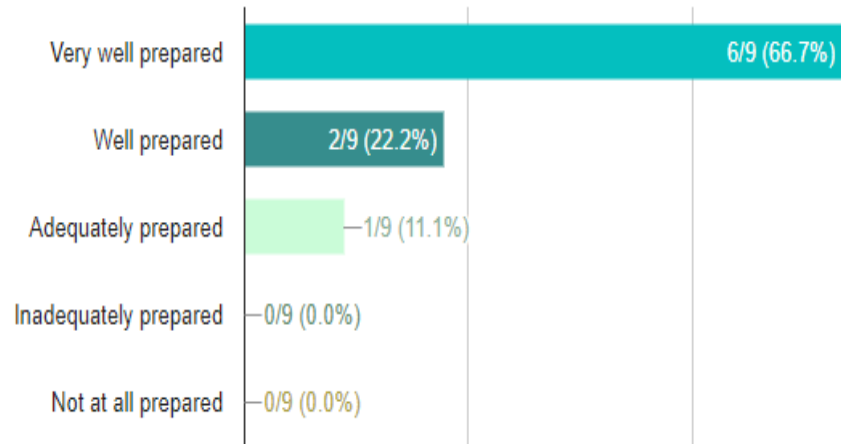
EXIT SURVEY MIDDLE SCHOOL 5-9

STRENGTHS – IMPROVING INSTRUCTION

2016-2017

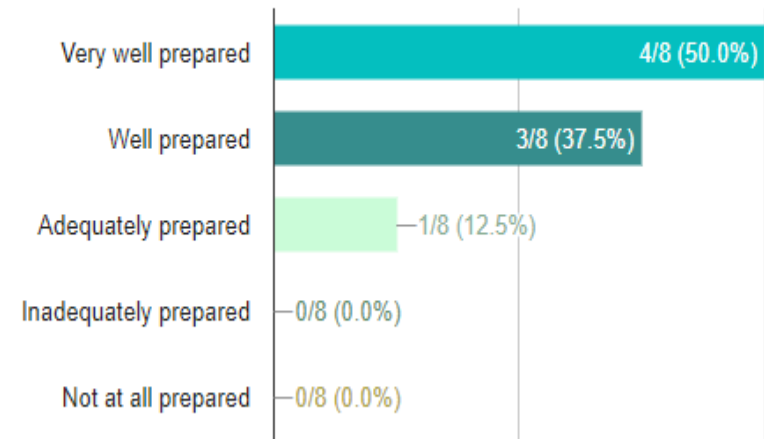
2016

analyze assessment data to improve instruction



2017

analyze assessment data to improve instruction



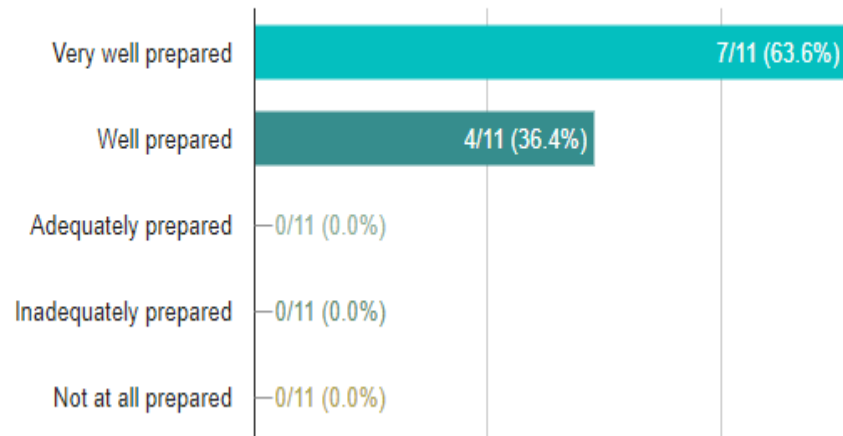
EXIT SURVEY SECONDARY 9-12

STRENGTHS – IMPROVING INSTRUCTION

2016-2017

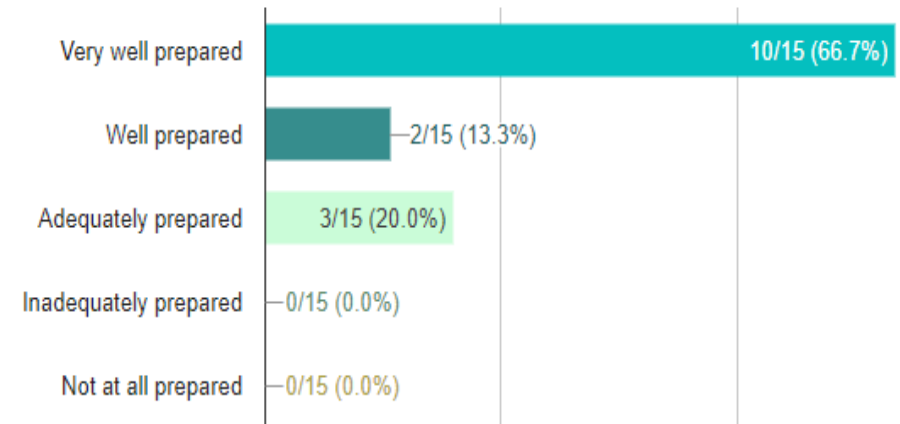
2016

analyze assessment data to improve instruction



2017

analyze assessment data to improve instruction



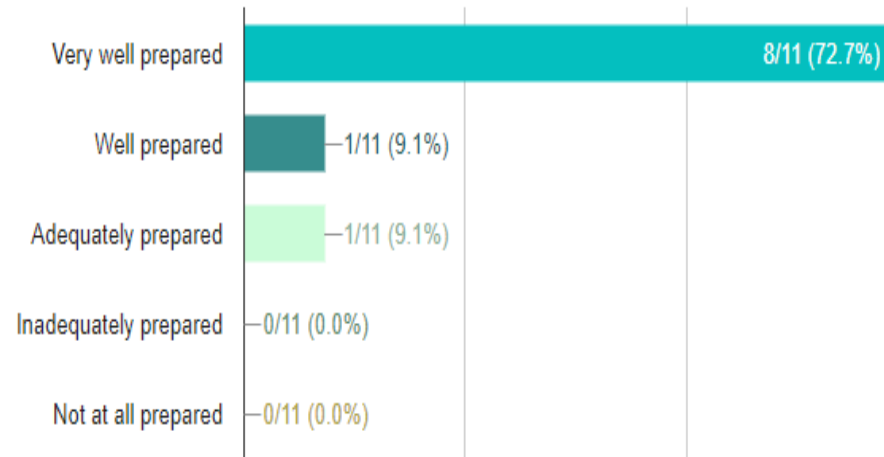
EXIT SURVEY K-12

STRENGTHS – ENGAGING LEARNERS

2016-2017

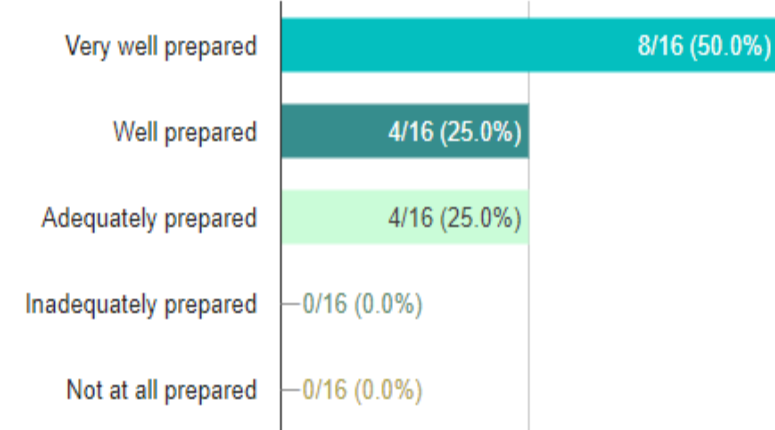
2016

analyze assessment data to improve instruction



2017

create lesson plans to engage all learners



MOCA SCORES: ELEMENTARY, EARLY CHILDHOOD, EARLY CHILDHOOD SPED AVERAGE TRENDS PAST THREE YEARS

Completers (2015-2016, 2016-2017, 2017-2018)

LU – Passing MOCA is required before Student Teaching so all areas are 100%

English/Language Arts

Math

Science

Social Studies

Early Childhood

Early Childhood SPED



MOCA SCORES: SECONDARY AVERAGE TRENDS PAST THREE YEARS

Completers (2015-2016, 2016-2017, 2017-2018)

LU – Passing MOCA is required before Student Teaching so all areas are 100%

PE

English

Business

Health

SPED

MOCA SCORES: MIDDLE SCHOOL AVERAGE TRENDS PAST THREE YEARS

Completers (2015-2016, 2016-2017, 2017-2018)

LU – Passing MOCA is required before Student Teaching so all areas are 100%

Language Arts

Math

Science

Social Science