


# How-To Request a Roommate

The first step in choosing a roommate is to sign the Roommate Bill of Rights. This lays out basic rights that each residential student has on campus. Acknowledgment and agreement to these rights is required for students wanting to live on campus.

**ROOMMATE BILL OF RIGHTS** (Step 10 of 16)



The following Roommate Bill of Rights pertains to Lindenwood University and is a reminder to each resident that the enjoyment of life in a residence hall or house will depend, to a large extent, on the thoughtful consideration demonstrated by yourself and your roommates.

Remember: To be a mature adult is to accept responsibility for the welfare of oneself and others. It is incumbent upon all students to be familiar with the policies and regulations of Lindenwood University and their impact within the residence halls or houses. Ignoring or not knowing University and residence hall policies cannot be accepted as an excuse. Students are expected to read and understand the information in the Student Handbook. If questions arise about these policies, please contact a residence hall staff member. Students may be held accountable for actions that are either intentional or negligent. In order to be a responsible community member, students must understand the impact of their actions and not just the intent.

Basic rights of a roommate include:

1. The right to read and study free from undue interference in one's room. Unreasonable noise and other distractions inhibit the exercise of this right.
2. The right to sleep without undue disturbance from noise, guests of roommate(s), etc.
3. The right to expect that a roommate will respect one's personal belongings.
4. The right to a clean environment.
5. The right to free access to one's room and facilities without pressure from the roommate.
6. The right to privacy, including the right to exclude non-residents from the room.
7. The right to address grievances.
8. The right to be free from fear of intimidation and physical or emotional harm.
9. The right to expect reasonable cooperation and the use of "room shared" appliances (refrigerator, fan, etc.).
10. The right to seek help with the roommate relationship from Office of Residence Life staff.

Entering your student ID number means you have read and understand the Roommate Bill of Rights

Student ID:

You will prove that you have read and understand these rights by typing your Lindenwood student ID number in the box provided. ID numbers will be written in the following format: A0001231234. Once this is done, select "Continue"

This page will show if you have an accepted roommate, a few suggested roommates based on your Profile answers, anyone who has requested you to be their roommate, as well as the ability to search for roommates by their details, by profile questions, or by people who match your Profile information. **You must have accepted roommates identified before you pull in a roommate. Once you find an assignment, you will have a 5-minute time limit to complete your selection which will include assigning your accepted roommate.**

**ROOMMATE REQUESTS** (Step 9 of 16)

You can search for possible roommates and invite them to room with you or you can accept random selection based on your profile.

Please note that roommate requests, and all selectable housing options, must be mutual to be honored. While we try to accommodate preferences, not all requests can be honored.

You are NOT required to choose a preferred roommate. If you do not have a roommate request, please use the menu options at the top of the page to proceed.

**ATTENTION: YOU WILL NOT BE ABLE TO MATCH WITH STUDENTS FROM THE BELLEVILLE CAMPUS**

**SUGGESTED ROOMMATES**

|  |     |
|--|-----|
| <b>[REDACTED]</b> (Age: 20, Room Assigned)<br>Request   View Profile   Send Message                                  | 85% |
| <b>[REDACTED]</b> (Age: 22, Room Assigned)<br>Student Teaching in fall 2017<br>Request   View Profile   Send Message | 85% |
| <b>TDB163</b> (Age: 21, Room Assigned)<br>Request   View Profile   Send Message                                      | 80% |

**ACCEPTED ROOMMATES**

You currently have no accepted roommates. You can search for roommates using the menu.

**REQUESTED ROOMMATES**

You have no roommate requests.

**SEARCH FOR ROOMMATES**

- Search for roommates by details
- Search for roommates by entering their details
- Search for roommates by profile questions
- Search for a roommate by selecting profile questions
- Browse matching roommates
- Browse roommates who match my profile information

### ROOMMATE REQUESTS - SEARCH BY DETAILS (Step 11 of 14)

Screen Name:  
ams156

Description:

Gender:  
Female

Age:  
21

Additional Connections:

**SEARCH**

AMS156 (Age: 21, Room Assigned) 80%  
Request | View Profile | Send Message

**SAVE & CONTINUE**

### ROOMMATE REQUESTS - SEARCH BY PROFILE (Step 10 of 17)

ROOMMATE MATCHING QUESTIONS

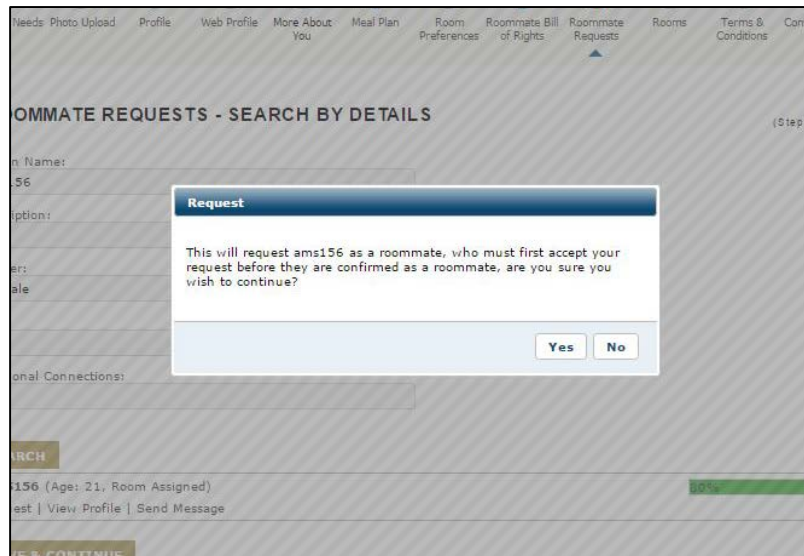
- Are you willing to live with a smoker? - Please Select -
- Do you plan to stay on campus on the weekends? - Please Select -
- Will you be participating in a NCAA or Student Life sport on campus? - Please Select -
- I prefer to go to sleep around: 10p.m. 12a.m. 2a.m. or after
- Are you looking for a roommate who is: Reserved Neutral Outgoing
- I prefer to have my study environment be: Quiet Some Noise Loud
- I prefer to have: No Visitors Occasional Visitors Frequent Visitors
- How would you describe your cleanliness? Poor Average Excellent
- Level of comfort living with a student from another country: Not Comfortable Indifferent Comfortable

**SEARCH**

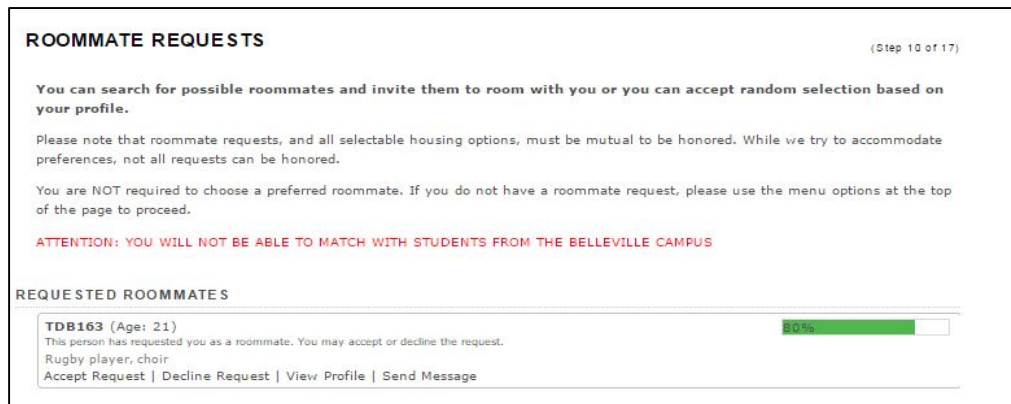
### ROOMMATE REQUESTS - SUGGESTED ROOMMATES (Step 9 of 16)

|  |     |
|--|-----|
| <input type="checkbox"/> <span style="background-color: black; color: black;">██████████</span> (Age: 20, Room Assigned)   | 85% |
| <a href="#">Request</a>   <a href="#">View Profile</a>   <a href="#">Send Message</a>  |     |
| <input type="checkbox"/> <span style="background-color: black; color: black;">██████████</span> (Age: 22, Room Assigned)<br>Student Teaching in fall 2017        | 85% |
| <a href="#">Request</a>   <a href="#">View Profile</a>   <a href="#">Send Message</a>  |     |
| <input type="checkbox"/> <span style="background-color: black; color: black;">██████████</span> (Age: 19, Room Assigned)   | 80% |
| <a href="#">Request</a>   <a href="#">View Profile</a>   <a href="#">Send Message</a>  |     |
| <input type="checkbox"/> <span style="background-color: black; color: black;">██████████</span> (Age: 21, Room Assigned)<br>SENIOR, DOUBLE MAJOR, WEIGHT LIFTING | 80% |
| <a href="#">Request</a>   <a href="#">View Profile</a>   <a href="#">Send Message</a>  |     |
| <input type="checkbox"/> TDB163 (Age: 21, Room Assigned)   | 80% |
| <a href="#">Request</a>   <a href="#">View Profile</a>   <a href="#">Send Message</a>  |     |

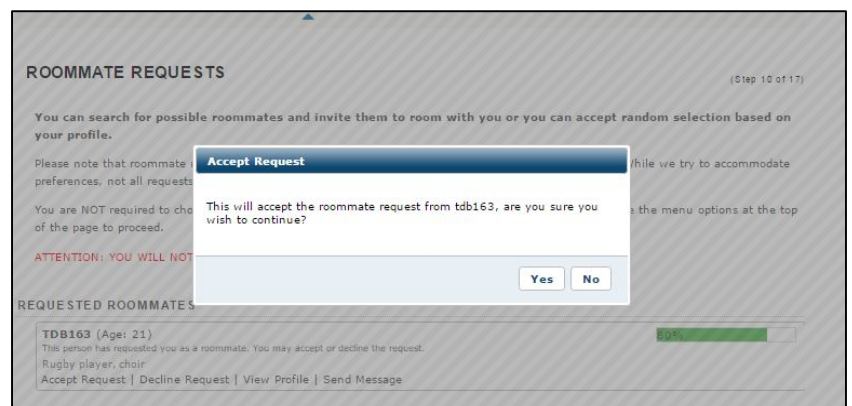
If you know who you want your roommate to be, use the “Search by Details” option and search their screen name. Once you click on “Search”, their name and profile should appear. From here, click “request”. This screen will pop up asking you to confirm your request.



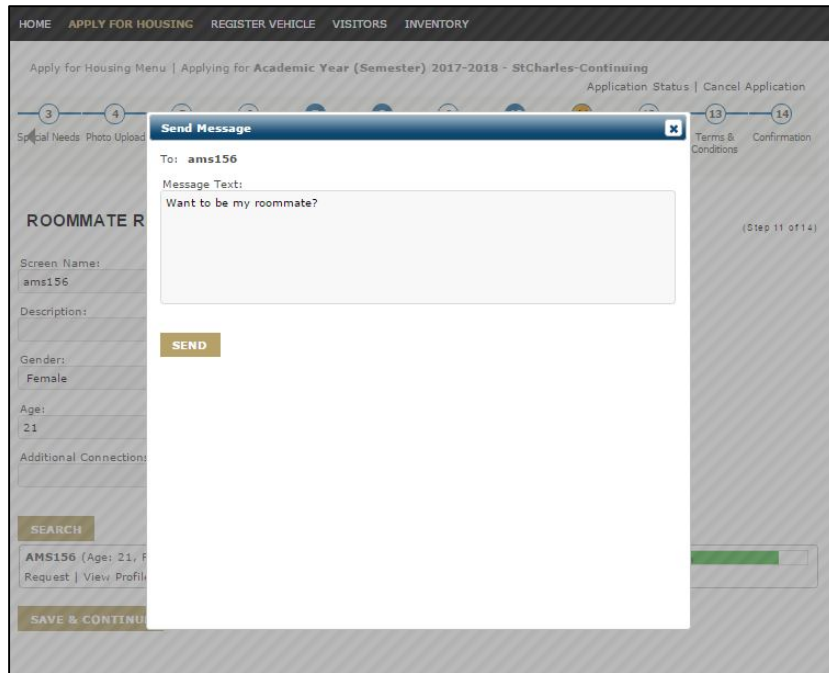
You will know when your request has been sent because the person you requested will appear in your “Requested Roommates” section. Your screen name will also show up in the requested roommates Roommate Requests section. From here, they have the option to accept or deny the request, as well as view the requester’s profile or send them a message.



If the request is accepted, the accepter will click on “Accept Request” and a pop-up box will appear asking to confirm the acceptance. To move forward with the roommate, click on “Yes”



If you wish to send this person a message, click on "Send Message". This screen will appear.



You will know when someone has sent you a message because a red number will appear next to your name on the far upper right corner of your portal. Click on the arrow to the right in order to pull down a drop-down menu, and select "Messages"



This will open your inbox, and you will see any messages that have been sent to you, as well as any roommate requests you may have received.

