

# How to View Pride Points in Workday

**Step 1:** Log into Workday

**Step 2:** Click on the “Benefits” app. There are two ways to find the “Benefits” app from the home screen.

**Option A:** Click “View All Apps” and select “Benefits”.

**Option B:** Click the menu button in the top left corner and select “Benefits”.

# Option A

Q Search



## Let's Get Started

It's Tuesday, June 7, 2022

**Awaiting Your Action** ⋮

[Go to All Inbox Items \(10\)](#)

**Quick Tasks**

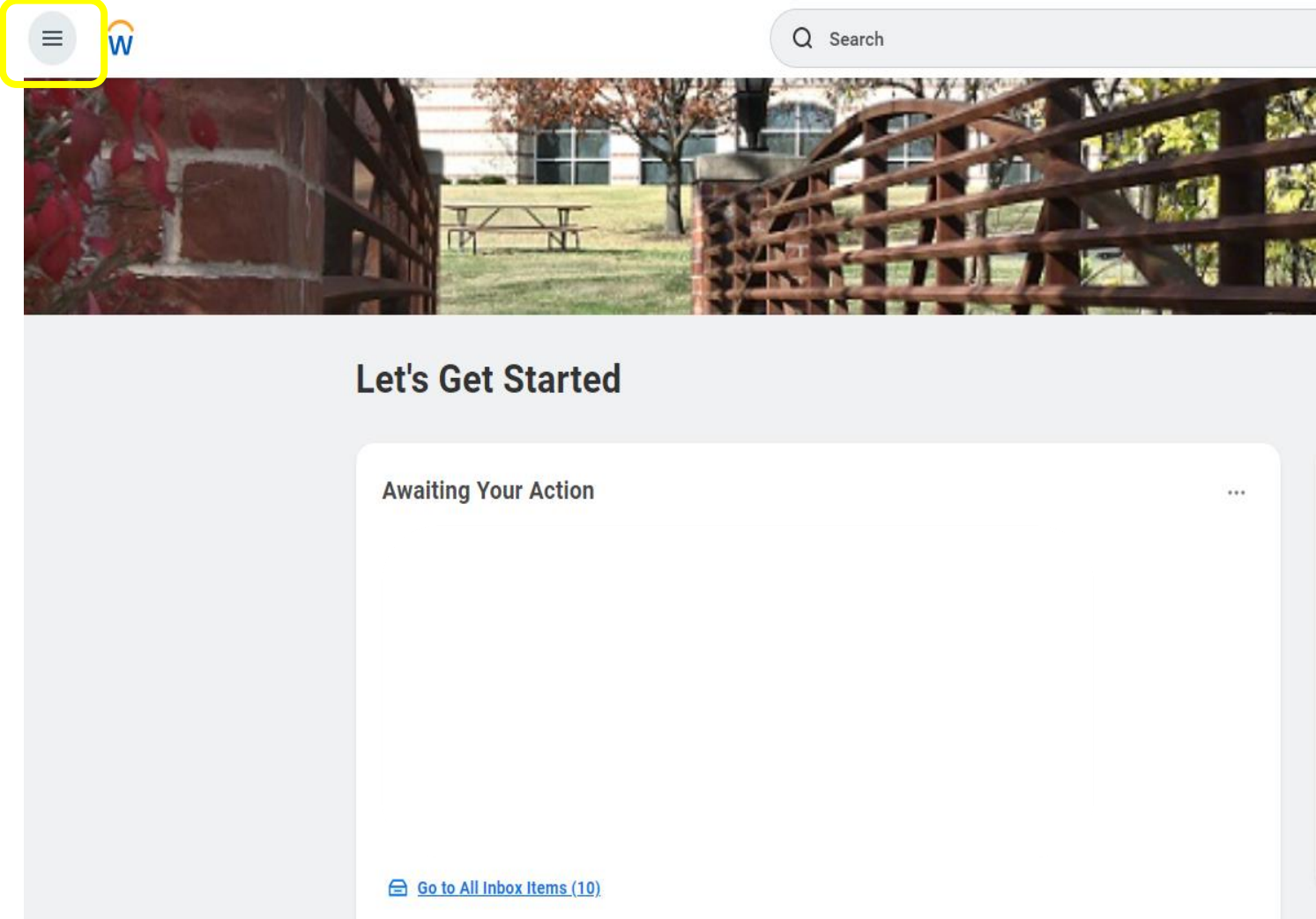
- Enter Absence
- Enter Time for Worker
- Request Absence

[View All Apps](#)

**All Apps** ⚙️ ✕


- Personal Information
- Pay
- Absence
- Benefits**
- Useful Links
- Recruiting
- Recruiting Dashboard
- HR Dashboard
- HR Headcount/FTE
- Career
- Expenses
- Purchases
- Designated Requisition Crea...
- Favorites
- My Compensation
- Birthdays
- Anniversaries
- Compensation
- Custom Reports
- Supplier Accounts
- Lindenwood Employment Pol...

# Option B





## Apps

 [Manage Apps](#)


 Personal Information

 Pay


 Absence

 Benefits

 Useful Links

 Recruiting

 Recruiting Dashboard

 HR Dashboard

 [View More](#)

# Step 3: Under “View” select “Pride Points Information”

## Change

Benefits

Beneficiaries

Dependents

Retirement Savings

1095-C Printing Election

## View

Pride Points Information

Benefit Elections

Benefit Elections as of Date

My ACA Forms

**Step 4:** Review Pride Points! This page will show the total amount of Pride Points available, as well as activities completed, and items redeemed.

Pride Points Information

Pride Points	Earned Pride Points	Notes	Date
10	Pride Point Events	Environmental Wellness EAP Webinar	04/13/2022
10	Pride Point Events	Tips for Eating Clean on A Budget	03/30/2022
25	Challenges	February - Heart Health Month	02/25/2022
25	Challenges	June	07/05/2022
<b>Total:</b>	<b>70</b>		